

# ROTARY INSTRUMENTS PRODUCT CATALOG

Edition 9 - Version 1 / © 2013



[www.rotaryinstruments.com](http://www.rotaryinstruments.com)





[www.rotaryinstruments.com](http://www.rotaryinstruments.com)  
(855)BUY-BURS

# Tabel Of Contents

<b>MDT</b>	<b>13 - 50</b>
Diamond Burs	13 - 18
Gold Diamond Burs	19 - 20
RA Diamond Burs	18
Carbide Burs	21, 23 - 24
Helix	21
Endo Burs	20
Diamond Discs	25 - 40
HP Diamond Burs	41 - 50

<b>KENDA</b>	<b>51 - 90</b>
RA Polishers	51 - 73
FG Polishers	74
HP Polishers	76 - 89






































<b>EDENTA</b>	<b>91 - 150</b>
<b>Dentist Practice</b>	<b>91 - 125</b>
Polishers	97 - 99
TC Burs	100 - 102
Finishers	103 - 104
Amalgam Remover	104
Surgery	105 - 106
Diamond	107 - 116
Endodontics	117 - 119
Root Posts	120
Retention Pins	121
Tri-Star / Tri-Jet	122

<b>Denta Laboratoy</b>	<b>126 - 150</b>
Polishers	126 - 130
Tungsten Carbide Cutters	131 - 136
Volcano TC Cutter	137
TC Burs & Finishers	138
HP Diamonds	139
Diamond Discs	140
Sintered Diamonds	141
Rubynit	142
Accessories	143 - 144
Dowel Pins	146
Plaster Retention Rings	146

<b>Handpieces</b>	<b>151 - 152</b>
High Speed	151
Slow Speed	152

<b>BH IMPLANTS</b>	<b>153 - 158</b>
Implants	154
Accessories	157 - 158

MDT FG Diamonds - Cross Reference

Page		Shape	ISO#	Ref.
13		ROUND	001,697	801,801L
13		ROUND with collar	002	802
13		INVERTED CONE short head	010	805
13		INVERTED CONE with collar	019	806
13		DIABLO	032	813
13		POINTED BUD	033	899
13		BARREL	038, 039	811S, 811
13		WHEEL	041	815
13		WHEEL with shoulder	055	824
13		WHEEL rounded rim	067, 068	909
13-14		FLAT END CYLINDER	108, 109, 110, 111, 112	835, 836, 837, 837L
14		BEVELED CYLINDER	129, 130, 131	884, 885, 886
14		ROUND END CYLINDER	138, 139, 140, 141, 142	838, 880, 881, 882
14		KS CYLINDER	146	881KS
14		END CUTTING CYLINDER	150	839
14		ROUND EDGE CYLINDER	156, 157, 158	835KR, 836KR, 837KR
14-15		POINTED CONE	161, 164, 165, 166, 167	851, 852, 858, 859, 859L
15		FLAT END TAPER	169, 170, 171, 172, 173, 174	845, 846, 847, 848, 848L
15-16		ROUND END TAPER	196, 197, 198, 198L, 199, 200	849, 855, 856, 856L, 850, 850L
16		INVERTED CONE	225, 226	807, 807L
16		PEAR	233, 234, 237, 238	830, 830L, 830R, 830RL
16		FLAME	243, 246, 247, 248, 249, 250	860, 861, 862, 863
16		BUD	254, 257	831, 368
16		BUD slender	263	369
16		EGG	277	379
17		TORPEDO	288, 289, 290	877, 878, 879
17		GINGIVAL CURETTAGE	297, 298, 299	877K, 878K, 879K
17		LENTICULAR	304	825
17		INTERDENTAL	465	392
17		POINTED FLAME	496	888
17		GUIDE PIN CYINDER	508C	
17		GUIDE PIN TAPER	508T	
17		GROSS REDUCTION CYLINDER	511, 512, 513, 514	RC5, RC7, RC8, RC9
17		GROSS REDUCTION TAPER	516, 517, 519, 521	RT4, RT6, RT8, RT9
17		FLAME NEEDLE short head	536, 539, 540	883S, 883, 889
17		ROUND EDGE TAPER	544, 545, 546, 553	845KR, 846KR, 847KR, 848KR
17		DEPTH MARKER	552	834



## Dental Discs Index

page

### 910 Ring - double sided

321	25
340	25, 26
355	26

### 912 - 913 Ring - single sided

341-342	27
356-357	28

### 918 Fully Coated - double sided

327	29
345	30
358	30

### 916-917 Fully Coated - single sided

328-329	31
346-347	32
359-360	33

### 911H Ring perforated - double sided

332	34
-----	----

### 918H Fully Coated perforated - double sided

335	35
350	36

### 916H-917H Fully Coated perforated - single sided

336-337	37
351-352	38

### NEW

### Discs -Flex - double sided

377	39
390	39
350PS	40
379PS	40

# HP Pins and Burs Index

ISO	Description	Page
001 801	round	41
001S 801S	round - short	41
002 802	round with collar	42
010 805	inverted cone	42
019 806	inverted cone with collar	43
020 812	hollow inverted cone	43
021 810	hollow inverted cone	43
022 812	hollow inverted cone	43
023 810	hollow inverted cone	43
039 811	barrel	43
109 835	flat end cylinder	44
110 836	flat end cylinder	44
111 840	flat end cylinder	44
141 842	round end cylinder	44
164 852	pointed cone	44
166 859	pointed cone	44
171 846	flat end taper	45
172 847	flat end taper	45
198 856	round end taper	45
199 850	round end taper	45
225 807	inverted cone	45
249 862	flame	46
250 863	flame	46
257 368	football	46
260 875	bud	46
263 875	bud	46
266 879	bud	46
273 874	paraboloidal	47
303 825	knife edge	47

## HP Long








































ISO	Description	Page
001L 801L	round	48
041L 815	wheel	48
112L 837	flat end cylinder	49
167L 859L	pointed cone	49
173L 848	flat end taper	49
198L 856	round end taper	49
199L 850	round end taper	49
225L 807	inverted cone	49

## HP Special Shapes



















ISO	Description	Page
110 837	flat end cylinder	47
112 837L	flat end cylinder	47
113 837L	flat end cylinder	47
150 837	flat end cylinder	48
173 848	flat end taper	48
200 850L	round end taper	48
201 850L	round end taper	48
490	hollow plaster cutters	50
	water cooled burs	50

# KENDA POLISHER INDEX

## CLINICAL RA – MULTI-USEABLE STEEL SHANK

Product	Application for	1 <sup>st</sup> step	2 <sup>nd</sup> step	3 <sup>rd</sup> step	page
KENDA MAXIMUS	Composite Nanofill, Microhybrid, Microfill	 			51
KENDA NOBILIS	Composite and Ceramic	 			52
KENDA UNICUS	Composite and Ceramic final polishers	 			53
KENDA HYBRID	Composite Hybrid		 		54
KENDA DELUXE	Composite and Compomer	 	 		55
KENDA COMPOSITE MICROFILL	Composite Microfill				56
KENDA COMPLETE	Composite, Compomer, Amalgam and Gold				57
KENDA C.G.I.	Composite, Compomer and Glass-Ionomer				58
KENDA ZIRCOVIS	Zirconia and Alumina Ceramic	 	 		59
KENDA ALL CERAMIC	All Ceramic and Zirconia	 	 		60
KENDA DIAGUM	Ceramic		 		61
KENDA PROPHY	Prophylaxis				62
KENDA PLANUS	Acrylic Dentures				63
KENDA AMALGAM	Amalgam				64
KENDA PRECIOUS METALS	Metals		 		65


## CLINICAL RA – DISPOSABLE PLASTIC SHANK

Product	Application for	1 <sup>st</sup> step	2 <sup>nd</sup> step	3 <sup>rd</sup> step	page
KENDA NOBILIS	Composite and Ceramic	 			66
KENDA UNICUS	Composite and Ceramic final polishers	 			67
KENDA HYBRID	Composite Hybrid		 		68
KENDA G.P.S.	Composite and Compomer	 	 		69
KENDA BIG JOB	All Composites				70
KENDA COMPOSITE MICROFILL	Composite Microfill				71
KENDA C.G.I.	Composite, Compomer and Glass-Ionomer				72
KENDA PROPHY	Prophylaxis				73





























## CLINICAL FG – MULTI-USEABLE STEEL SHANK

Product	Application for	page
KENDA FG Series	All materials	74






## ACCESSORIES

Product	Application for	page
KENDA PRACTICUS	Autoclavable polisher and bur caddy	75
KENDA ESTHETIC SET	Composite and ceramic diamond finishing and polishing set with KENDA PRACTICUS 	75

## LABORATORY HP





Product	Application for	1 <sup>st</sup> step	2 <sup>nd</sup> step	3 <sup>rd</sup> step	4 <sup>th</sup> step	page
KENDA Z-SERIES	Zirconia and pressed ceramic					76
KENDA HIGH END	All ceramic					77
KENDA QUEEN	Acrylic denture					78
KENDA ACRYLIC BLUE	Acrylic denture					79
KENDA BESTFLEX	Flexible denture					80
KENDA RED	Flexible denture					81
KENDA YELLOW LINE	Acrylic denture finishing set					82
KENDA GRASS-GREEN	Metal, acrylic					83
KENDA PRECIOUS METALS	Metal					84
KENDA DIAGUM	Ceramic					85
KENDA HYBRID	Composite Hybrid					86
KENDA UNIVERSAL	Precious Alloys					87

## LABORATORY UNMOUNTED AND PASTE

Product	Application for	1 <sup>st</sup> step	2 <sup>nd</sup> step	page
KENDA UNIVERSAL & GOLD	Metal			88
KENDA CERAMIC & TITANIUM	Ceramic and Titanium			89
KENDA 244-BLUE	Universal high-shine polishing paste			90

## INFORMATION

LABEL	91
INSTRUCTIONS FOR USE AND HYGIENE INSTRUCTIONS	92
WHY KENDA?	93
SYMBOLS	94

-  Polisher for smoothing and finishing
-  Polisher for finishing and silky shine
-  Hi-shine polisher for ultimate gloss
-  Diamond-filled polisher

# Index

## DENTIST PRACTICE

POLISHERS	97 - 99
TC BURS	100 - 102
FINISHERS	103 - 104
AMALGAM REMOVER	104
SURGERY	105 - 106
DIAMOND	107 - 116
ENDODONTICS	117 - 119
ROOT POSTS	120
RETENTION PINS	121
TRI-STAR / TRI-JET	122
INSTRUCTIONS FOR USE	123
SHANK TYPE	123
ORDER EXAMPLE	124
NUMBERING SYSTEM ISO	124
RECOMMENDED SPEED	125

## DENTAL - LAB

POLISHERS	126 - 130
TUNGSTEN CARBIDE CUTTERS	131 - 136
VOLCANO TC CUTTER	137
TC BURS & FINISHER	138
HP DIAMONDS	139
DIAMOND DISCS	140
SINTERED DIAMONDS	141
Rubynit	142
ACCESSORIES	143 - 144
DOWEL PINS	146
PLASTER RETENTION RINGS	146
INSTRUCTIONS FOR USE	147
SHANK TYPE	147
ORDER EXAMPLE	148
NUMBERING SYSTEM ISO	148
RECOMMENDED SPEED	149
SYMBOLS	150


## Table of Content

Introduction .....	153
Dynamic Implants .....	154
Prosthetic Devices .....	155
Surgical Tools & Accessories .....	156 - 157
Surgical Kit .....	158

## FG Diamond Application Chart\*

<p><b>Round</b></p>  <p><b>001</b></p> <p>801 801L</p> <p>Removal of old fillings Cavity preparation Crown preparation Surgery Prophylaxis Root canal treatments</p>	<p><b>Round with Collar</b></p>  <p><b>002</b></p> <p>802</p> <p>Removal of old fillings Cavity preparation Crown preparation Prophylaxis</p>	<p><b>Inverted Cone</b> short head</p>  <p><b>010</b></p> <p>805</p> <p>Removal of old fillings Cavity preparation Crown preparation Prophylaxis</p>	<p><b>Inverted Cone with collar</b></p>  <p><b>019</b></p> <p>806</p> <p>Removal of old fillings Cavity preparation Crown preparation Prophylaxis</p>
<p><b>Diablo</b></p>  <p><b>032</b></p> <p>813</p> <p>Cavity preparation Removal of old fillings Amalgam remover</p>	<p><b>Barrel</b></p>  <p><b>038 039</b></p> <p>811</p> <p>Crown preparation Occlusal contouring Removal of old fillings</p>	<p><b>Wheel</b></p>  <p><b>041 067 068</b></p> <p>815 909</p> <p>Crown preparation Occlusal contouring Removal of old fillings</p>	<p><b>Wheel with shoulder</b></p>  <p><b>055</b></p> <p>824</p> <p>Crown preparation</p>
<p><b>Flat End Cylinder</b></p>  <p><b>108 109 110 111 112</b></p> <p>835 836 837</p> <p>Removal of old fillings Cavity preparation Crown preparation Inlay/Onlay preparation Prophylaxis</p>	<p><b>Beveled Cylinder</b></p>  <p><b>129 130 131</b></p> <p>884 885 886</p> <p>Crown preparation Removal of old fillings Prophylaxis</p>	<p><b>Round End Cylinder</b> short head</p>  <p><b>138 139</b></p> <p>838</p> <p>Removal of old fillings Cavity preparation Crown preparation Ceramic Restorations Prophylaxis</p>	<p><b>Round End Cylinder</b></p>  <p><b>140 141</b></p> <p>880 881</p> <p>Removal of old fillings Cavity preparation Inlay/Onlay preparation Prophylaxis</p>
<p><b>End Cutting Cylinder</b></p>  <p><b>150</b></p> <p>839</p> <p>Cavity preparation Crown preparation</p>	<p><b>Round Edge Cylinder</b></p>  <p><b>156 158</b></p> <p>835 KR 837 KR</p> <p>Removal of old fillings Cavity preparation Inlay/Onlay preparation Prophylaxis</p>	<p><b>Pointed Cone</b></p>  <p><b>164 165 166 167</b></p> <p>852 858 859</p> <p>Crown preparation Treatment of fillings Surface trimming Root canal preparation</p>	<p><b>Flat End Taper</b> short head</p>  <p><b>169 170</b></p> <p>845</p> <p>Cavity preparation Inlay/Onlay preparation</p>

**Flat End Taper**




**171**  
**172**  
**173**  
**174**

846

Removal of old fillings  
Cavity preparation  
Crown preparation  
Inlay/Onlay preparation  
Prophylaxis

**Round End Taper**




**196**  
**197**  
**198**  
**199**  
**200**

849  
855  
856  
850

Removal of old fillings  
Cavity preparation  
Crown preparation  
Inlay/Onlay preparation  
Prophylaxis

**Inverted Cone**




**225**  
**226**

807

Cavity preparation  
Crown preparation  
Amalgam removal  
Occlusal contouring

**Pear**




**233**  
**234**  
**237**  
**238**

830  
830L  
830R

Removal of old fillings  
Cavity preparation  
Crown preparation  
Amalgam removal  
Inlay/Onlay preparation  
Prophylaxis

**Flame**



**248**  
**249**  
**250**

860  
861  
862

Removal of old fillings  
Cavity preparation  
Crown preparation  
Inlay/Onlay preparation  
Prophylaxis  
Contouring & Finishing

**Bud**




**257**

368

Removal of old fillings  
Cavity preparation  
Crown preparation  
Inlay/Onlay preparation  
Prophylaxis

**Egg**




**277**

379

Removal of old fillings  
Cavity preparation  
Crown preparation  
Contouring & Finishing

**Torpedo**




**288**  
**289**  
**290**

877  
878  
879

Removal of old fillings  
Cavity preparation  
Crown preparation  
Prophylaxis

**Gingival Curettage**




**297**  
**297**  
**299**

877K  
878K  
879K

Removal of old fillings  
Cavity preparation  
Crown preparation  
Prophylaxis

**Lenticular**



**304**

825

Removal of old fillings  
Cavity preparation  
Crown preparation

**Interdental**




**465**

392

Removal of old fillings  
Cavity preparation  
Crown preparation  
Prophylaxis

**Guide Pin**



**508C**  
**508T**

Crown preparation

**Gross Reduction**



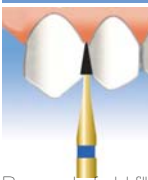
**511** PC5  
**512** PC7  
**513** PC8  
**514** PC9

**Taper**

**516** RT4  
**517** RT6  
**519** RT8  
**521** RT9

Gross Reduction  
Fillings + crowns

**Flame Needle** short head




**536**  
**539**  
**540**

883  
883  
889

Removal of old fillings  
Cavity preparation  
Crown preparation

**Round Edge Taper**




**544**  
**545**  
**546**  
**552**  
**834**

845 KR  
846 KR  
847 KR

Removal of old fillings  
Cavity preparation  
Crown preparation

**Depth Marker**



**552**

834

Crown preparation  
Laminate/Cosmetic

\* Suggested applications based on professional input.



**001 - 801 ROUND**

	001-009	
	001-010	
	001-012	
	001-014	
	001-016	
	001-017	
	001-018	
	001-020	
	001-021	
	001-023	
	001-025	
	001-029	
	001-033	
	001-010S	
	001-014S	
	001-018S	
	001-024S	
	001-014LP	
	001-017LP	
	001-021LP	

**697 - 801L ROUND**

	697-012	
	697-014	
	697-016	
	697-017	
	697-021	
	697-023	
	697-039	

**002 - 802 ROUND with collar**

	002-010	
	002-012	
	002-014	
	002-017	
	002-018	

**002 - 802 ROUND with collar**

	002-021	
	002-033	
	002-014S	

**010 - 805 INVERTED CONE short head**

	010-009	
	010-010	
	010-012	
	010-014	
	010-016	
	010-019	
	010-021	
	010-012S	
	010-017S	

**019 - 806 INVERTED CONE with collar**

	019-009	
	019-012	
	019-014	
	019-017	
	019-019	
	019-021	
	019-012S	
	019-017S	

**032 - 813 DIABLO**

	032-010	
	032-012	
	032-014	
	032-016	
	032-014S	

**033 - 899 POINTED BUD**

	033-027	
--	---------	--

**038 - 811S BARREL**

	038-033	
--	---------	--

**039 - 811 BARREL**

	039-033	
	039-037	

**041 - 815 WHEEL**

	041-017	
	041-027	
	041-038	
	041-053	

**055 - 824 WHEEL with shoulder**

	055-042	
--	---------	--

**067 - 909 WHEEL**

	067-036	
	068-042	
	067-035S	
	067-040S	
	067-042S	

**068 - 909 WHEEL**

	068-055	
--	---------	--

**108 - 835 FLAT END CYLINDER**

	108-009	
	108-010	
	108-011	
	108-009S	

**109 - 835 FLAT END CYLINDER**

	109-008	
	109-010	
	109-011	
	109-012	
	109-014	
	109-016	
	109-018	

## 109 - 835 FLAT END CYLINDER

	109-0105	
	109-0115	
	109-0125	

## 110 - 836 FLAT END CYLINDER

	110-010	
	110-012	
	110-014	
	110-016	
	110-0125	
	110-0155	
	110-0175	

## 111 - 837 FLAT END CYLINDER

	111-010	
	111-012	
	111-014	
	111-016	
	111-018	
	111-019	
	111-0165	

## 112 - 837L FLAT END CYLINDER

	112-014	
--	---------	--

## 129 - 884 BEVELED CYLINDER

	129-012	
--	---------	--

## 130 - 885 BEVELED CYLINDER

	130-010	
	130-012	
	130-014	
	130-016	
	130-0125	

## 131 - 886 BEVELED CYLINDER

	131-010	
	131-012	
	131-014	
	131-016	
	131-0125	

## 138 - 838 ROUND END CYLINDER

	138-010	
--	---------	--

## 139 - 838 ROUND END CYLINDER

	139-009	
	139-010	
	139-012	
	139-014	

## 140 - 880 ROUND END CYLINDER

	140-012	
	140-014	
	140-0105	
	140-0125	
	140-0145	

## 141 - 881 ROUND END CYLINDER

	141-010	
	141-012	
	141-014	
	141-016	
	141-018	
	141-0145	
	141-0165	

## 142 - 882 ROUND END CYLINDER

	142-012	
	142-014	

## 146 - 883 KS CYLINDER

	146-0125	
	146-0145	

## 150 - 839 END CUTTING CYLINDER

	150-0125	
	150-0145	
	150-0165	

## 156 - 835KR ROUND EDGE CYLINDER

	156-010	
	156-012	

## 157 - 836KR ROUND EDGE CYLINDER

	157-010	
	157-012	
	157-014	

## 158 - 837KR ROUND EDGE

	158-012	
	158-014	
	158-016	
	158-0145	
	158-0165	

## 161 - 851 POINTED CONE

	161-038	
--	---------	--









## 164 - 852 POINTED CONE

	164-010	
	164-012	
	164-014	
	164-0145	





















## 165 - 858 POINTED CONE

	165-010	
--	---------	--







**165 - 858 POINTED CONE**

	165-012	
	165-014	
	165-016	
	165-014S	



**166 - 859 POINTED CONE**

	166-010	
	166-012	
	166-014	
	166-016	
	166-017	
	166-018	
	166-019	
	166-014S	
	166-016S	
	166-024S	







**167 - 859L POINTED CONE**

	167-010	
	167-012	
	167-018	









**169 - 845 FLAT END TAPER**

	169-010	
---	---------	---





















**170 - 845 FLAT END TAPER**

	170-012	
	170-014	
	170-016	























**171 - 846 FLAT END TAPER**

	171-012	
	171-014	
	171-016	
	171-018	







**172 - 847 FLAT END TAPER**

	172-010	
	172-012	
	172-014	
	172-016	
	172-018	
	172-023	
	172-013S	
	172-015S	
	172-018S	
	172-019S	













**173 - 848 FLAT END TAPER**

	173-010	
	173-012	
	173-014	
	173-016	
	173-017	
	173-018	
	173-019	
	173-016SH	
	173-016S	
	173-018S	
	173-021S	























**174 - 848L FLAT END TAPER**

	174-013	
	174-020	
	174-022	































**196 - 849 ROUND END TAPER**

	196-009	
	196-010	
	196-015	
	196-016	
	196-020	
	196-026	









**197 - 855 ROUND END TAPER**

	197-012	
	197-014	
	197-016	
	197-023	
	197-025	
	197-016SH	
	197-018SH	
	197-012S	
	197-017S	
	197-018S	
	197-024S	

**198 - 856 ROUND END TAPER**

	198-010	
	198-012	
	198-014	
	198-015	
	198-016	
	198-017	
	198-018	
	198-019	
	198-021	
	198-022	
	198-025	
	198-014S	
	198-016S	
	198-019S	
	198-023S	

**198L - 856L ROUND END TAPER**

	198L-014	
	198L-016	
	198L-018	
	198L-020	

**199 - 850 ROUND END TAPER**

	199-010	
	199-012	
	199-014	
	199-016	
	199-018	
	199-016SH	
	199-010S	
	199-012S	
	199-014S	
	199-015S	
	199-016S	
	199-017S	
	199-019S	

**200 - 850L ROUND END TAPER**

	200-016	
	200-022	
	200-024	

**225 - 807 INVERTED CONE**

	225-013	
	225-015	
	225-016	
	225-018	

**226 - 807L INVERTED CONE**

	226-018	
--	---------	--

**233 - 830 PEAR**

	233-012	
	233-016	

**234 - 830L PEAR**

	234-012	
	234-014	

**234 - 830L PEAR**

	234-016	
	234-018	

**237 - 830R PEAR**

	237-009	
	237-010	
	237-012	
	237-018	
	237-021	
	237-032	
	237-009S	
	237-012S	

**238 - 830RL PEAR**

	238-012	
	238-014	

**247 - 860 FLAME**

	247-010	
	247-012	
	247-014	
	247-016	

**248 - 861 FLAME**

	248-012	
	248-014	
	248-014SH	

**249 - 862 FLAME**

	249-009	
	249-010	
	249-012	
	249-014	
	249-015	
	249-016	

**249 - 862 FLAME**

	249-018	
	249-014SH	
	249-010S	
	249-012S	
	249-014S	
	249-016S	

**250 - 863 FLAME**

	250-010	
	250-012	
	250-014	
	250-016	
	250-018	
	250-012S	

**257 - 368 BUD**

	257-016	
	257-018	
	257-020	
	257-023	
	257-025	
	257-028	
	257-032	
	257-020S	
	257-023LP	





**263 - 369 BUD SLENDER**

	263-025	
--	---------	--













**277 - 379 EGG**

	277-012	
	277-014	
	277-016	
	277-018	
	277-021	
	277-023	
	277-025	









**288 - 877** TORPEDO

	288-010	
	288-012	









**289 - 878** TORPEDO

	289-012	
	289-014	
	289-016	
	289-0145H	
	289-0125	
	289-0145	























**290 - 879** TORPEDO

	290-010	
	290-012	
	290-014	
	290-016	

















**297 - 877K** GINGIVAL CURETTAGE

	297-012	
	297-014	
	297-016	
	297-0175H	

**298 - 878K** GINGIVAL CURETTAGE

	298-012	
	298-014	
	298-016	
	298-018	
	298-021	
	298-0125	
	298-0145	
	298-0165	
	298-0185	
	298-0195	
	298-0235	





**299 - 879K** GINGIVAL CURETTAGE

	299-012	
	299-014	
	299-016	
	299-018	
	299-0125	
	299-0165	
	299-0195	
	299-0205	







**304 - 825** LENTICULAR

	304-016	
---	---------	---





**465 - 392** INTERDENTAL

	465-016	
	465-018	





**496 - 888** POINTED FLAME

	496-012	
	496-014	
	496-0125	

**508C** GUIDE PIN

	508C-018	
	508C-021	

**508T** GUIDE PIN

	508T-021	
	508T-026	

**511 - RC5** GROSS REDUCTION CYLINDER

	511-016	
---	---------	---

**512 - RC7** GROSS REDUCTION CYLINDER

	512-017	
---	---------	---


**513 - RC8** GROSS REDUCTION CYLINDER

	513-0175	
---	----------	---

**514 - RC9** GROSS REDUCTION CYLINDER

	514-018	
---	---------	---

**516 - RT4** GROSS REDUCTION TAPER

	516-016	
---	---------	---

**517 - RT6** GROSS REDUCTION TAPER

	517-0185	
---	----------	---

**519 - RT8** GROSS REDUCTION TAPER

	519-0185	
---	----------	---







**521 - RT9** GROSS REDUCTION TAPER

	521-0195	
---	----------	---





**536 - 883S** FLAME NEEDLE short head

	536-010S	
---	----------	---









**539 - 883** FLAME NEEDLE short head

	539-007	
	539-009	
	539-010	





**540 - 889** FLAME NEEDLE short head

	540-008	
	540-010	







**544 - 845KR** ROUND EDGE TAPER

	544-016	
	544-0195	
	544-0215	
	544-0265	





**545 - 846KR** ROUND EDGE TAPER

	545-016	
	545-0175H	

**546 - 847KR** ROUND EDGE TAPER

	546-016	
	546-0175	
	546-0205	

**552 - 834** DEPTH MARKER




	552-016	
	552-021	

## TWISTER™


### 197 ROUND END TAPER



### 198 ROUND END TAPER



### 199 ROUND END TAPER




### 257 BUD



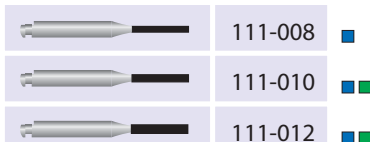
### 109 - 835 FLAT END CYLINDER



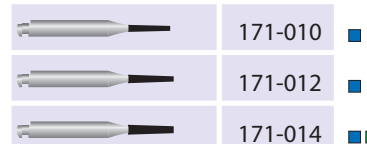
### 110 - 836 FLAT END CYLINDER



### 111 - 837 FLAT END CYLINDER



### 171 - 846 FLAT END TAPER



### 172 - 847 FLAT END TAPER



### 173 - 848 FLAT END TAPER



### 174 - 848L FLAT END TAPER



### 130 - 885 BEVELED CYLINDER




### 199 - 850 ROUND END TAPER



## RA-Right Angle Diamonds

Shank Diameter 2.35 mm ISO 204

### 001 - 801 ROUND



### 140 - 880 ROUND END CYLINDER




### 200 - 850L ROUND END TAPER




### 141 - 881 ROUND END CYLINDER



### 249 - 862 FLAME




### 010 - 805 INVERTED CONE



### 166 - 859 POINTED CONE



### 257 - 368 BUD



### 067 - 909 WHEEL ROUNDED RIM



### 167 - 859L POINTED CONE



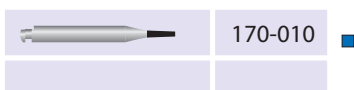
### 298 - 878K GINGIVAL CURETTAGE



### 109 - 835 FLAT END CYLINDER
















### 170 - 845 FLAT END TAPER



Shank Diameter 2.35 mm ISO 204

**001 - 801 ROUND**

	G/001-010	
	G/001-012	
	G/001-014	
	G/001-016	
	G/001-018	
	G/001-021	
	G/001-023	

**002 - 802 ROUND with collar**

	G/002-012	
	G/002-017	

**010 - 805 INVERTED CONE short head**

	G/010-012	
	G/010-017	

**019 - 806 INVERTED CONE with collar**

	G/019-012	
	G/019-017	

**032 - 813 DIABOLO**

	G/032-012	
---	-----------	---

**038 - 811S BARREL**

	G/038-033	
---	-----------	---

**039 - 811 BARREL**

	G/039-033	
	G/039-037	











**067 - 909 WHEEL rounded rim**

	G/067-042S	
---	------------	---

**108 - 835 FLAT END CYLINDER**

	G/108-009	
	G/108-011	

**109 - 835 FLAT END CYLINDER**

	G/109-010	
	G/109-012	
	G/109-015	
	G/109-018	
	G/109-010S	

**110 - 836 FLAT END CYLINDER**

	G/110-012	
	G/110-014	
	G/110-012S	
	G/110-015S	







**111 - 837 FLAT END CYLINDER**

	G/111-012	
	G/111-014	
	G/111-017	

**112 - 837L FLAT END CYLINDER**

	G/112-014	
---	-----------	---

**130 - 885 BEVELED CYLINDER**

	G/130-012	
	G/130-015	
	G/130-012S	

**131 - 886 BEVELED CYLINDER**

	G/131-014	
	G/131-012S	

**139 - 838 ROUND END CYLINDER**

	G/139-009	
	G/139-012	

**140 - 880 ROUND END CYLINDER**

	G/140-012	
	G/140-014	

**140 - 880 ROUND END CYLINDER**

	G/140-010S	
	G/140-012S	

**141 - 881 ROUND END CYLINDER**

	G/141-014S	
---	------------	---

**165 - 858 POINTED CONE**

	G/165-014	
	G/165-014S	

**166 - 859 POINTED CONE**

	G/166-017	
	G/166-014S	

**167 - 859L POINTED CONE**

	G/167-012	
---	-----------	---

**170 - 845 FLAT END TAPER**

	G/170-012	
---	-----------	---




**171 - 846 FLAT END TAPER**

	G/171-012	
	G/171-014	
	G/171-015	

**172 - 847 FLAT END TAPER**

	G/172-014	
	G/172-016	
	G/172-015S	
	G/172-017S	

**173 - 848 FLAT END TAPER**

	G/173-014	
	G/173-016	
	G/173-017	

**173 - 848** FLAT END TAPER

	G/173-019	
	G/173-018S	













**174 - 848L** FLAT END TAPER

	G/174-013	
---	-----------	---













**197 - 855** ROUND END TAPER

	G/197-023	
	G/197-018S	

**198 - 856** ROUND END TAPER

	G/198-014	
	G/198-016	
	G/198-017	
	G/198-014S	
	G/198-016S	
	G/198-019S	

**199 - 850** ROUND END TAPER

	G/199-014	
	G/199-016	
	G/199-018	
	G/199-014S	
	G/199-016S	
	G/199-019S	

**225 - 807** INVERTED CONE

	G/225-013	
	G/225-019	



**233 - 830** PEAR

	G/233-016	
---	-----------	---

**237 - 830R** PEAR

	G/237-012	
		









**238 - 830RL** PEAR

	G/238-012	
	G/238-014	







**247 - 860** FLAME

	G/247-013	
	G/247-016	






**249 - 862** FLAME

	G/249-012	
	G/249-014	
	G/249-012S	
	G/249-016S	

**250 - 863** FLAME

	G/250-012	
	G/250-014	
	G/250-012S	

**257 - 368** BUD

	G/257-016	
	G/257-020	
	G/257-023	

**277 - 379** EGG

	G/277-023	
---	-----------	--

**290 - 879** TORPEDO

	G/290-010	
	G/290-012	

**298 - 878K** GINGIVAL CURETTAGE

	G/298-014S	
	G/298-016S	

**465 - 392** INTERDENTAL

	G/465-016	
---	-----------	--

**GOLD TWISTER™**

**197** ROUND END TAPER

	GS/197-020	
---	------------	---

**198** ROUND END TAPER

	GS/198-015	
	GS/198-016	
	GS/198-020	

**199** ROUND END TAPER

	GS/199-016	
---	------------	---







**257** BUD

	GS/257-023	
---	------------	---

**Specials**

**ENDO ACCESS BURS**

**E164** ENDO ACCESS FG DIAMONDS TAPER CONE WITH ROUNDED TIP

	E164-011	
	E164-015	
	E164-018	

**E165** ENDO ACCESS FG DIAMONDS TIP NOT DIAMOND COATED

	E165-014	
	E165-014L	





**151** ENDO ACCESS CARBIDE FG BURS

	151-Z	
	151L-Z	





**152** ENDO ACCESS CARBIDE FG BURS

	152-016	
---	---------	--

**219** SAFE END DIAMOND TIP NOT DIAMOND COATED

	219-012	
	219-016	

**220** SAFE END DIAMOND TIP NOT DIAMOND COATED

	220-014	
	220-016	





**H109- H835 Flat End Cylinder**



**H110- H836 Flat End Cylinder**



**H111- H837 Flat End Cylinder**



**H130- H885 Beveled Cylinder**



**H131- H886 Beveled Cylinder**



**H140- H880 Round End Cylinder**



**H141- H881 Round End Cylinder**



**H172- H847 Flat End Taper**



**H173- H848 Flat End Taper**



**H198- H856 Round End Taper**



**H198- H856 Round End Taper**



**H199- H850 Round End Taper**



**H249- H862 Flame**



**H250- H863 Flame**



**H257- H386 Bud**



**H298- H878K Gingival Curettage**

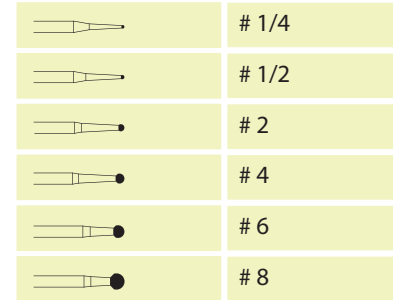


**H299- H879K Gingival Curettage**



# FG Carbide Burs

**Round**



**Inverted Cone**




**Flat Fissure plain cut**



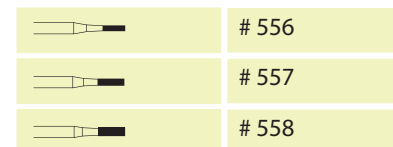
**Amalgam Prep**



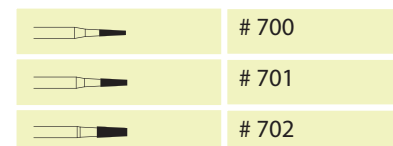
**Pear**




**Flat Fissure cross cut**




**Taper Fissure cross cut**

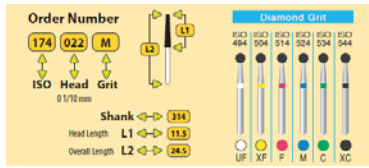


**Domed Fissure plain cut**



**Domed Fissure cross cut**





**Bur Block**

Aluminum  
 autoclavable  
 15 hole FG bur holder



**Dr. Clear**

10 Multi-use FG diamonds in color coded box with magnifying bulb



**MDT Kits have an autoclavable base for convenience and efficiency**

**Kit/01**

- 110-014M
- 166-017F
- 171-014C
- 173-017M
- 173-017C
- 174-013XF
- 290-010M
- 290-012M

Crown Preparation



**Kit/04**

- 238-014M
- 032-012M
- 108-011M
- 108-011C
- 109-015M
- 001-010M
- 002-017M
- 010-017M

Cavity Preparation



**Kit/20**

- S/197-020C
- S/198-016XC
- S/198-015C
- S/198-020XC
- S/198-016C
- S/199-016XC
- S/198-020C
- S/257-023XC
- S/199-016C
- S/257-023C
- S/197-020XC
- S/198-015XC

Twister™



**Kit/06**

- 249-016XF
- 001-016XF
- 465-016XF
- 247-016XF
- 290-012XF
- 290-010XF
- 257-023XF
- 167-012XF
- 173-017XF
- 174-013XF

Composite & Porcelain Finishing



**Kit/08**

- 552-016M
- 552-021M
- 174-013XF
- 173-017M
- 247-016XF
- 290-010XF
- 290-010M
- 290-012M
- 290-012XF
- 112-014M

Laminate Veneer
























**Kit/30**





















- GS/197-020C
- GS/198-020XC
- GS/198-015C
- GS/199-016XC
- GS/198-016C
- GS/257-023XC
- GS/198-020C
- GS/199-016C
- GS/257-023C
- GS/197-020XC
- GS/198-015XC
- GS/198-016XC



Goldtwister™














# Tungsten Carbide Burs

FG Tungsten Carbide ISO Shank 314	Order No.	Head 1/10mm	Head Length L1mm
<b>OPERATIVE</b>			
<b>Round</b>			
	¼	005	0.4
	½	006	0.5
	1	008	0.7
	2	010	0.8
	3	012	0.9
	4	014	1.1
	5	016	1.4
	6	018	1.6
	7	021	1.7
	8	023	1.9
<b>Inverted Cone</b>			
	34	008	0.6
	35	010	0.8
	36	012	1.0
	37	014	1.1
<b>Flat Fissure plain cut</b>			
	57	010	3.8
	57L	010	4.9
<b>Taper Fissure plain cut</b>			
	169L	009	4.6
	170	010	3.8
	170L	010	4.9
<b>Amalgam Prep</b>			
	245	009	2.7
	245SS	008	2.7



FG Tungsten Carbide ISO Shank 314	Order No.	Head 1/10mm	Head Length L1mm
<b>Pear</b>			
	329	006	0.9
	330	008	1.9
	330SS	008	1.9
	331	010	1.8
	331L	010	3.7
	332	012	2.0
<b>Flat Fissure cross cut</b>			
	556	008	3.2
	557	010	3.8
	557L	010	4.9
	557SS	010	3.8
	558	012	3.8
<b>Taper Fissure cross cut</b>			
	699	009	3.4
	700	010	3.8
	701	012	3.8
	701L	012	4.9
	702	016	4.3
<b>Domed Fissure plain cut</b>			
	1156	080	3.2
	1157	010	3.8
	1158	012	3.8
<b>Tapered Fissure 8 flutes</b>			
	1171	012	3.8



FG Tungsten Carbide ISO Shank 314		Head 1/10mm	Head Length L1mm
<b>Domed Fissure</b> cross cut			
	1557	010	3.8
	1558	012	3.8

### TRIMMING & FINISHING










<b>Round</b> 12 blades			
	7006	018	1.6
<b>Egg</b> 12 blades			
	7404	014	3.3
	7406	018	3.4
	7408	023	3.9
<b>Long Taper</b> 12 blades			
	7664	015	8.2
<b>Pointed Taper</b> 12 blades			
	7714	016	8.6
<b>Bullet</b> 12 blades			
	7802	010	3.4
	7803	012	3.4
<b>Needle</b> 12 blades			
	7901	009	3.6
	7902	010	3.6
	7903	012	3.6

### ESTHETIC FINISHING

<b>Safe End</b> 10 straight blades			
	EF6	014	6.0
	EF9	014	9.0

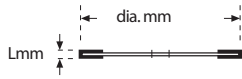
FG Tungsten Carbide ISO Shank 314	Order No.	Head 1/10mm	Head Length L1mm
<b>Egg</b> 12 spiral blades			
	OS1	023	4.3
<b>Bullet</b> 12 spiral blades			
	OS2	090	3.2

	Order No.	Head 1/10mm	Head Length L1mm
<b>KWIKCUT</b>			
<b>Metal/Crown Cutters</b>			
	KC1	010	1.9
	KC2	012	4.0

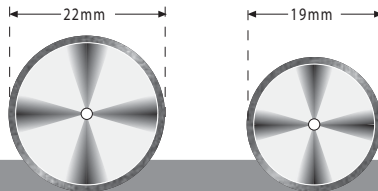
RA Tungsten Carbide ISO Shank 204	Order No.	Head 1/10mm	Head Length L1mm
<b>OPERATIVE</b>			
<b>Round</b>			
	RA 2	010	0.8
	RA 3	012	0.9
	RA 4	014	1.1
	RA 5	016	1.4
	RA 6	018	1.6
	RA 7	021	1.7
	RA 8	023	1.9
<b>Inverted Cone</b>			
	RA 35	010	0.8
	RA 36	012	1.0

# DD - Dental Discs

910 Double Sided



ISO 321  
Unmounted



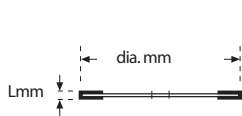
Semi Flex	Thickness mm	22mm	19mm
● F Order No.	0.45	321 514 220	321 514 190
● M Order No.	0.55	321 524 220	321 524 190



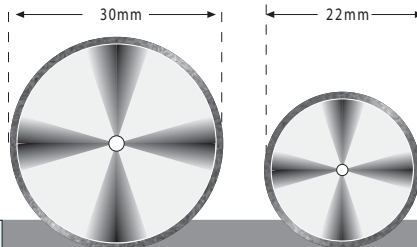
ISO 321  
Mounted



Semi Flex	Thickness mm	22mm	19mm
Riveted mandrel ● F Order No.	0.45	R04/321 514 220	R04/321 514 190
Riveted mandrel ● M Order No.	0.55	R04/321 524 220	R04/321 524 190
Screwed mandrel ● F Order No.	0.45	S04/321 514 220	S04/321 514 190
Screwed mandrel ● M Order No.	0.55	S04/321 524 220	S04/321 524 190



ISO 340  
Unmounted



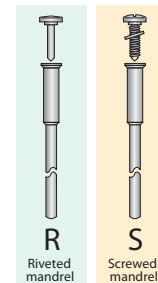
Flex	Thickness mm	30mm	22mm
● F Order No.	0.30	340 514 300	340 514 220



ISO 340  
Mounted

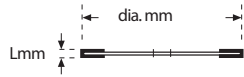


Flex	Thickness mm	30mm	22mm
Riveted mandrel ● F Order No.	0.30	R04/340 514 300	R04/340 514 220
Screwed mandrel ● F Order No.	0.30	S04/340 514 300	S04/340 514 220

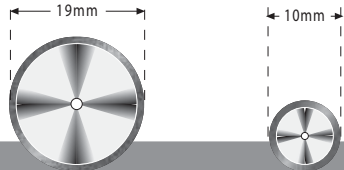


# DD - Dental Discs

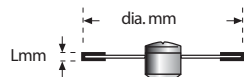
910 Double Sided



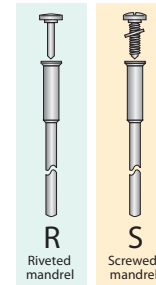
ISO 340  
Unmounted



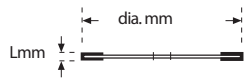
Flex	Thickness mm	340 514 190	340 514 100
● F Order No.	0.30		



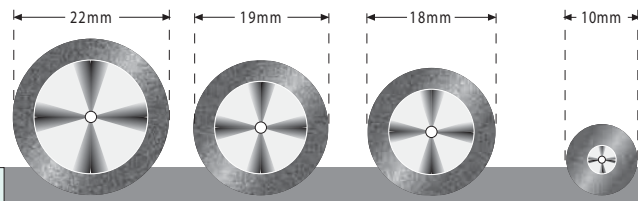
ISO 340  
Mounted



Flex	Thickness mm	R04/340 514 190	R04/340 514 100
Riveted mandrel ● F Order No.	0.30		
Screwed mandrel ● F Order No.	0.30	S04/340 514 190	



ISO 355  
Unmounted



Super Flex	Thickness mm	355 504 220	355 504 190	355 504 180	355 504 100
● XF Order No.	0.17				
● F Order No.	0.25				



ISO 355  
Mounted

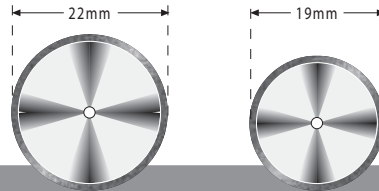
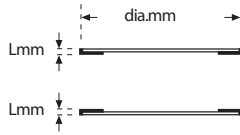


Super Flex	Thickness mm	R04/355 504 220	R04/355 504 190	R04/355 504 180	R04/355 504 100
Riveted mandrel ● XF Order No.	0.17				
Riveted mandrel ● F Order No.	0.25	R04/355 514 220	R04/355 514 190	R04/355 514 180	
Screwed mandrel ● XF Order No.	0.17	S04/355 504 220	S04/355 504 190		
Screwed mandrel ● F Order No.	0.25	S04/355 514 220	S04/355 514 190		

# DD - Dental Discs

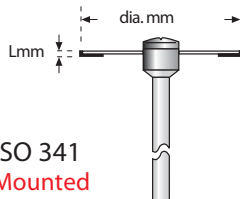
## 913 Single Sided

Illustration of mounted discs-mandrels are optional



### ISO 341 Unmounted

Flex	Thickness mm		
● F Order No.	0.20	341 514 220	341 514 190

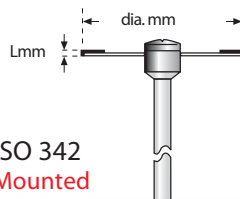


### ISO 341 Mounted

Flex	Thickness mm		
Riveted mandrel ● F Order No.	0.20	R04/341 514 220	R04/341 514 190
Screwed mandrel ● F Order No.	0.20	S04/341 514 220	S04/341 514 190

## 912 Single Sided

Illustration of mounted discs-mandrels are optional



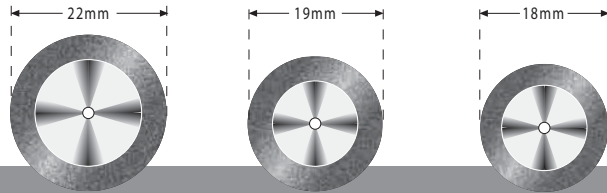
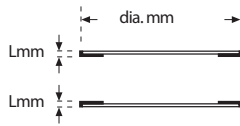
### ISO 342 Mounted

Flex	Thickness mm		
Riveted mandrel ● F Order No.	0.20	R04/342 514 220	R04/342 514 190
Screwed mandrel ● F Order No.	0.20	S04/342 514 220	S04/342 514 190

# DD - Dental Discs

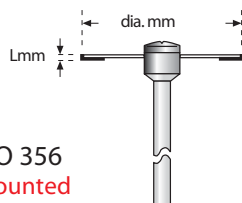
## 913 Single Sided

Illustration of mounted discs-mandrels are optional



### ISO 356 Unmounted

Super Flex	Thickness mm			
● XF Order No.	0.12	356 504 220	356 504 190	356 504 180
● F Order No.	0.15	356 514 220	356 514 190	356 514 180

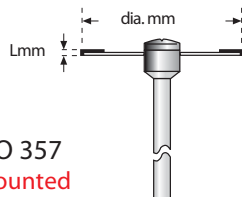


### ISO 356 Mounted

Super Flex	Thickness mm			
Riveted mandrel ● XF Order No.	0.12	R04/356 504 220	R04/356 504 190	R04/356 504 180
Riveted mandrel ● F Order No.	0.15	R04/356 514 220	R04/356 514 190	R04/356 514 180
Screwed mandrel ● XF Order No.	0.12	S04/356 504 220	S04/356 504 190	S04/356 504 180
Screwed mandrel ● F Order No.	0.15	S04/356 514 220	S04/356 514 190	S04/356 514 180

## 912 Single Sided

Illustration of mounted discs-mandrels are optional



### ISO 357 Mounted

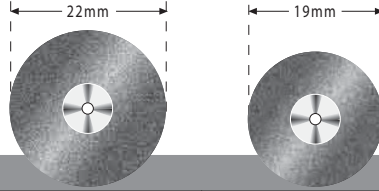
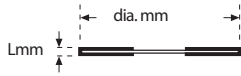
Super Flex	Thickness mm			
Riveted mandrel ● XF Order No.	0.12	R04/357 504 220	R04/357 504 190	R04/357 504 180
Riveted mandrel ● F Order No.	0.15	R04/357 514 220	R04/357 514 190	R04/357 514 180
Screwed mandrel ● XF Order No.	0.12	S04/357 504 220	S04/357 504 190	S04/357 504 180
Screwed mandrel ● F Order No.	0.15	S04/357 514 220	S04/357 514 190	S04/357 514 180



# DD - Dental Discs

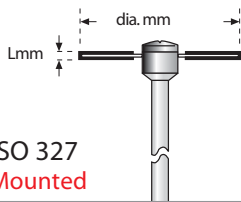
918 Double Sided

Illustration of mounted discs-mandrels are optional



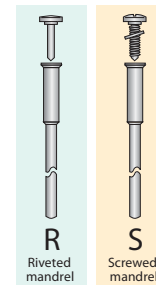
ISO 327  
Unmounted

Semi Flex	Thickness mm		
F Order No.	0.45	327 514 220	327 514 190
M Order No.	0.55	327 524 220	327 524 190
C Order No. (Special)	0.60	327 534 220	
XC Order No. (Special)	0.65	327 544 220	



ISO 327  
Mounted

Semi Flex	Thickness mm		
Riveted mandrel F Order No.	0.45	R04/327 514 220	R04/321 514 190
Riveted mandrel M Order No.	0.55	R04/327 524 220	R04/321 524 190
Screwed mandrel F Order No.	0.45	S04/327 514 220	S04/321 514 190
Screwed mandrel M Order No.	0.55	S04/327 524 220	S04/321 524 190
Screwed mandrel C Order No.	0.60	S04/327 534 220	
Screwed mandrel XC Order No.	0.65	S04/327 544 220	



## Mandrels and Mountings

### Riveted Mandrel

MDT Riveted discs are autoclavable for convenience & efficiency



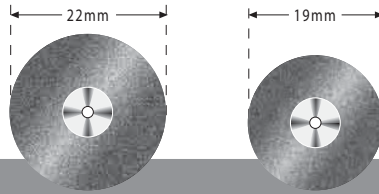
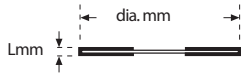
### Screwed Mandrel



# DD - Dental Discs

918 Double Sided

Illustration of mounted discs-mandrels are optional



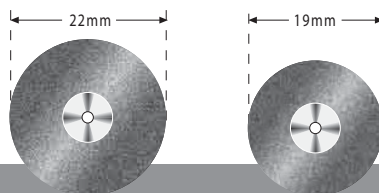
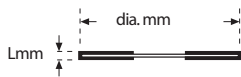
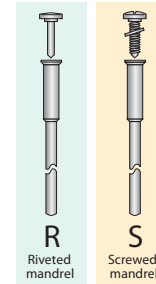
ISO 345  
Unmounted

Flex	Thickness mm	22mm	19mm
● F Order No.	0.30	345 514 220	345 514 190
● M Order No.	0.40	345 524 220	345 524 190
● XF Order No. (Special)	0.16	345 504 220	
○ UF Order No. (Special)	0.25	345 494 220	



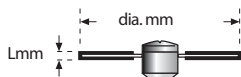
ISO 345  
Mounted

Flex	Thickness mm	22mm	19mm
Riveted mandrel ● F Order No.	0.30	R04/345 514 220	R04/345 514 190
Riveted mandrel ● M Order No.	0.40	R04/345 524 220	R04/345 524 190
Screwed mandrel ● F Order No.	0.30	S04/345 514 220	S04/345 514 190
Screwed mandrel ● M Order No.	0.40	S04/345 524 220	S04/345 524 190
Screwed mandrel ○ UF Order No.	0.16	S04/345 494 220	



ISO 358  
Unmounted

Super Flex	Thickness mm	22mm	19mm
● XF Order No.	0.17	358 504 220	358 504 190



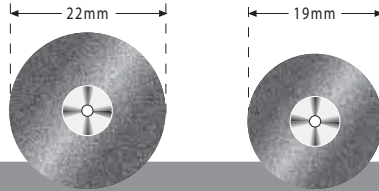
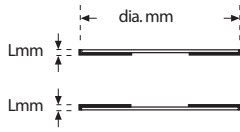
ISO 358  
Mounted

Super Flex	Thickness mm	22mm	19mm
Riveted mandrel ● XF Order No.	0.17	R04/358 504 220	R04/358 504 190
Screwed mandrel ● XF Order No.	0.17	S04/358 504 220	S04/358 504 190

# DD - Dental Discs

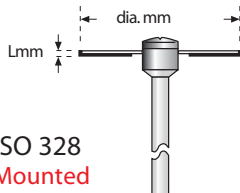
## 917 Single Sided

Illustration of mounted discs-mandrels are optional



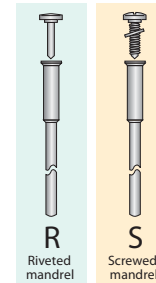
### ISO 328 Unmounted

Semi Flex	Thickness mm		
● F Order No.	0.35	328 514 220	328 514 190
● M Order No.	0.40	328 524 220	328 524 190



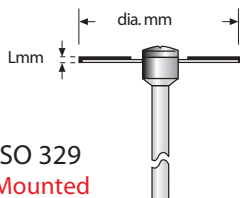
### ISO 328 Mounted

Semi Flex	Thickness mm		
Riveted mandrel ● F Order No.	0.35	R04/328 514 220	R04/328 514 190
Riveted mandrel ● M Order No.	0.40	R04/328 524 220	R04/328 524 190
Screwed mandrel ● F Order No.	0.35	S04/328 514 220	S04/328 514 190
Screwed mandrel ● M Order No.	0.40	S04/328 524 220	S04/328 524 190



## 916 Single Sided

Illustration of mounted discs-mandrels are optional



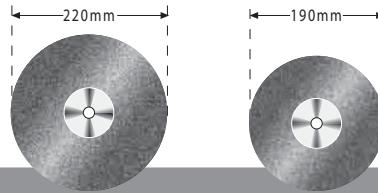
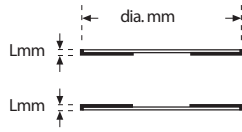
### ISO 329 Mounted

Semi Flex	Lmm Thickness		
Riveted mandrel ● F Order No.	0.35	R04/329 514 220	R04/329 514 190
Riveted mandrel ● M Order No.	0.40	R04/329 524 220	R04/329 524 190
Screwed mandrel ● F Order No.	0.35	S04/329 514 220	S04/329 514 190
Screwed mandrel ● M Order No.	0.40	S04/329 524 220	S04/329 524 190

# DD - Dental Discs

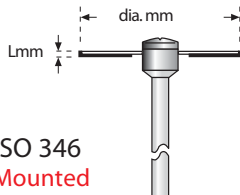
## 917 Single Sided

Illustration of mounted discs-mandrels are optional



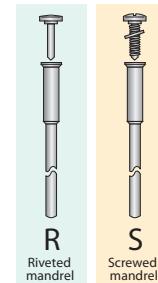
### ISO 346 Unmounted

Flex	Thickness mm		
● F Order No.	0.20	346 514 220	346 514 190
● M Order No.	0.25	346 524 220	346 524 190



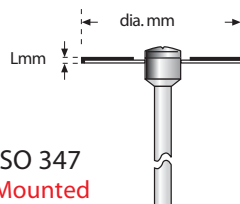
### ISO 346 Mounted

Flex	Thickness mm		
Riveted mandrel ● F Order No.	0.20	R04/346 514 220	R04/346 514 190
Riveted mandrel ● M Order No.	0.25	R04/346 524 220	R04/346 524 190
Screwed mandrel ● F Order No.	0.20	S04/346 514 220	S04/346 514 190
Screwed mandrel ● M Order No.	0.25	S04/346 524 220	S04/346 524 190



## 916 Single Sided

Illustration of mounted discs-mandrels are optional



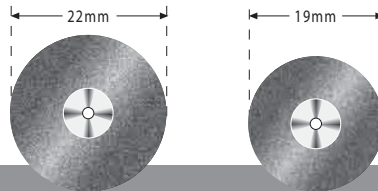
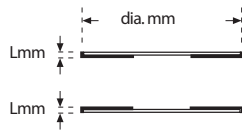
### ISO 347 Mounted

Flex	Thickness mm		
Riveted mandrel ● F Order No.	0.20	R04/347 514 220	R04/347 514 190
Riveted mandrel ● M Order No.	0.25	R04/347 524 220	R04/347 524 190
Screwed mandrel ● F Order No.	0.20	S04/347 514 220	S04/347 514 190
Screwed mandrel ● M Order No.	0.25	S04/347 524 220	S04/347 524 190

# DD - Dental Discs

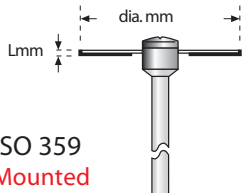
## 917 Single Sided

Illustration of mounted discs-mandrels are optional



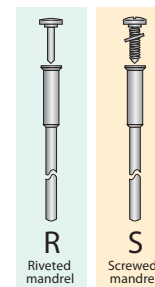
ISO 359  
Unmounted

Super Flex	Thickness mm		
● XF Order No.	0.12	359 504 220	359 504 190



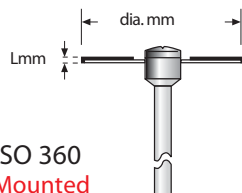
ISO 359  
Mounted

Super Flex	Thickness mm		
Riveted mandrel ● XF Order No.	0.12	R04/359 504 220	R04/359 504 190
Screwed mandrel ● XF Order No.	0.12	S04/359 504 220	S04/359 504 190



## 916 Single Sided

Illustration of mounted discs-mandrels are optional

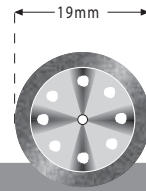
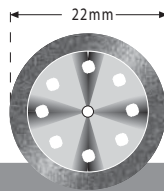
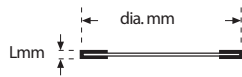


ISO 360  
Mounted

Super Flex	Thickness mm		
Riveted mandrel ● XF Order No.	0.12	R04/360 504 220	R04/360 504 190
Screwed mandrel ● XF Order No.	0.12	S04/360 504 220	S04/360 504 190

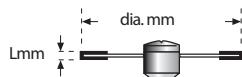
# DD - Dental Discs

## 911H Double Sided - Perforated



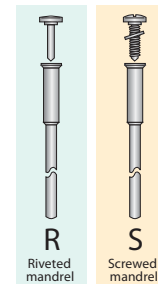
### ISO 332 Unmounted

Semi Flex	Thickness mm	22mm	19mm
● F Order No.	0.45	332 514 220	332 514 190
● M Order No.	0.55	332 524 220	332 524 190



### ISO 332 Mounted

Semi Flex	Thickness mm	22mm	19mm
Riveted mandrel ● F Order No.	0.45	R04/332 514 220	R04/332 514 190
Riveted mandrel ● M Order No.	0.55	R04/332 524 220	R04/332 524 190
Screwed mandrel ● F Order No.	0.45	S04/332 514 220	S04/332 514 190
Screwed mandrel ● M Order No.	0.55	S04/332 524 220	S04/332 524 190



## Mandrels and Mountings

### Riveted Mandrel

MDT Riveted discs are autoclavable for convenience & efficiency



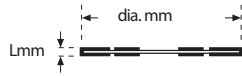


### Screwed Mandrel



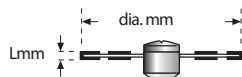
# DD - Dental Discs

918H Double Sided - Perforated



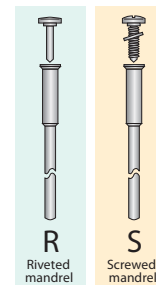
ISO 335  
Unmounted

Semi Flex	Thickness mm	22mm	19mm
● F Order No.	0.45	335 514 220	335 514 190
● M Order No.	0.55	335 524 220	335 524 190
● C Order No.	0.60	335 534 220	335 534 190




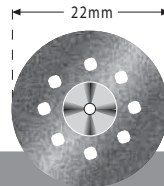
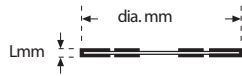
ISO 335  
Mounted

Semi Flex	Thickness mm	22mm	19mm
Riveted mandrel ● F Order No.	0.45	R04/335 514 220	R04/335 514 190
Riveted mandrel ● M Order No.	0.55	R04/335 524 220	R04/335 524 190
Riveted mandrel ● C Order No.	0.60	R04/335 534 220	R04/335 534 190
Screwed mandrel ● F Order No.	0.45	S04/335 514 220	S04/335 514 190
Screwed mandrel ● M Order No.	0.55	S04/335 524 220	S04/335 524 190
Screwed mandrel ● C Order No.	0.60	S04/335 534 220	S04/335 534 190



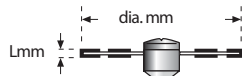
# DD - Dental Discs

## 918H Double Sided - Perforated



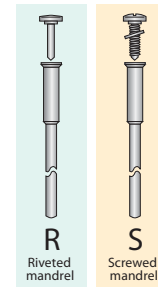
### ISO 350 Unmounted

Flex	Thickness mm	22mm	19mm
● F Order No.	0.30	350 514 220	350 514 190
● M Order No.	0.40	350 524 220	350 524 190



### ISO 350 Mounted

Flex	Thickness mm		
Riveted mandrel ● F Order No.	0.30	R04/350 514 220	R04/350 514 190
Riveted mandrel ● M Order No.	0.40	R04/350 524 220	R04/350 524 190
Screwed mandrel ● F Order No.	0.30	S04/350 514 220	S04/350 514 190
Screwed mandrel ● M Order No.	0.40	S04/350 524 220	S04/350 524 190




## Mandrels and Mountings

### Riveted Mandrel

MDT Riveted discs are autoclavable for convenience & efficiency



### Screwed Mandrel

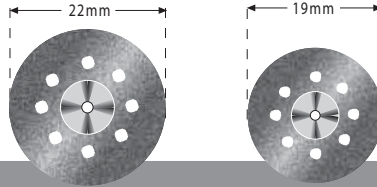
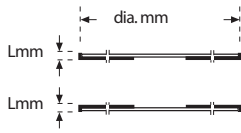




# DD - Dental Discs

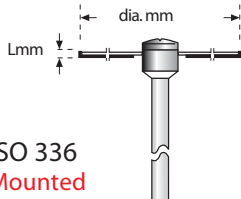
## 917H Single Sided - Perforated

Illustration of mounted discs-mandrels are optional



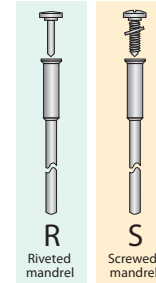
### ISO 336 Unmounted

Semi Flex	Thickness mm		
● F Order No.	0.35	336 514 220	336 514 190
● M Order No.	0.40	336 524 220	336 524 190



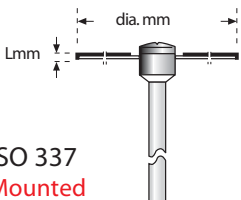
### ISO 336 Mounted

Semi Flex	Thickness mm		
Riveted mandrel ● F Order No.	0.35	R04/336 514 220	R04/336 514 190
Riveted mandrel ● M Order No.	0.40	R04/336 524 220	R04/336 524 190
Screwed mandrel ● F Order No.	0.35	S04/336 514 220	S04/336 514 190
Screwed mandrel ● M Order No.	0.40	S04/336 524 220	S04/336 524 190



## 916H Single Sided - Perforated

Illustration of mounted discs-mandrels are optional



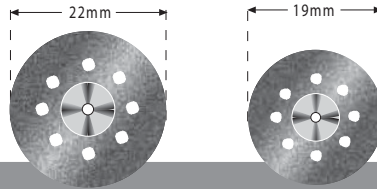
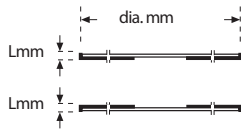
### ISO 337 Mounted

Semi Flex	Thickness mm		
Riveted mandrel ● F Order No.	0.35	R04/337 514 220	R04/337 514 190
Riveted mandrel ● M Order No.	0.40	R04/337 524 220	R04/337 524 190
Screwed mandrel ● F Order No.	0.35	S04/337 514 220	S04/337 514 190
Screwed mandrel ● M Order No.	0.40	S04/337 524 220	S04/337 524 190

# DD - Dental Discs

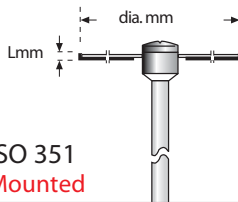
## 917H Single Sided - Perforated

Illustration of mounted discs-mandrels are optional



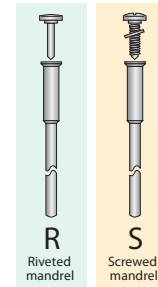
### ISO 351 Unmounted

Flex	Lmm Thickness		
● F Order No.	0.20	351 514 220	351 514 190




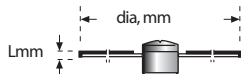
### ISO 351 Mounted

Flex	Thickness mm		
Riveted mandrel ● F Order No.	0.20	R04/351 514 220	R04/351 514 190
Screwed mandrel ● F Order No.	0.20	S04/351 514 220	S04/351 514 190



## 916H Single Sided - Perforated

Illustration of mounted discs-mandrels are optional



### ISO 352 Unmounted

Flex	Thickness mm		
Riveted mandrel ● F Order No.	0.20	R04/352 514 220	R04/352 514 190
Screwed mandrel ● F Order No.	0.20	S04/352 514 220	S04/352 514 190

# DD - Dental Discs



## Double Sided - Diagonally Serrated

ISO 377



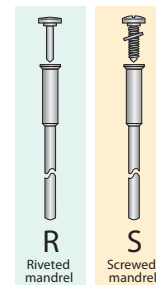
Flex	Thickness mm	
● F Order No.	0.30	377 514 220
● XF Order No.	0.25	377 504 220

## Double Sided - Diagonally Slotted

ISO 390



Flex	Thickness mm	
● F Order No.	0.30	390 514 220
● XF Order No.	0.25	390 504 220



# DD - Dental Discs



## Double Sided - Perforated + Slotted

ISO 350PS



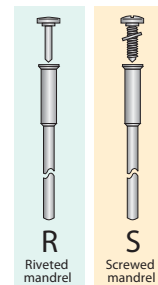
Flex	Thickness mm	
● F Order No.	0.30	350PS 514 220
● XF Order No.	0.25	350PS 504 220

## Double Sided, Serrated & Slotted

ISO 379PS



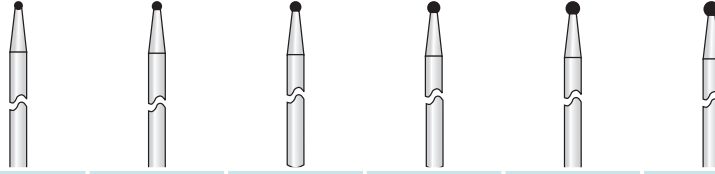
Flex	Thickness mm	
● F Order No.	0.30	379PS 514 220
● XF Order No.	0.25	379PS 504 220



**001** **801**

Round

ISO Shank 104

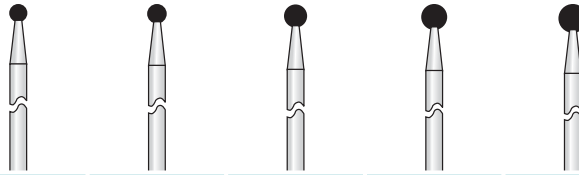


ISO No.	001-009	001-011	001-013	001-015	001-017	001-019
Head dia $\phi$ 1/10mm	009	011	013	015	017	019
L1: Head Length mm	0.9	1.1	1.3	1.5	1.7	1.9
L2:Overall Length mm	44.5	44.5	44.5	44.5	44.5	44.5
<span style="color:blue">●</span> M Order No.	HP/001-009M	HP/001-011M	HP/001-013M	HP/001-015M	HP/001-017M	HP/001-019M
<span style="color:green">●</span> C Order No.		HP/001-011C	HP/001-013C	HP/001-015C	HP/001-017C	HP/001-019C

**001** **801**

Round

ISO Shank 104




ISO No.	001-022	001-024	001-029	001-033	001-037
Head dia $\phi$ 1/10mm	022	024	029	033	037
L1: Head Length mm	2.2	2.4	2.9	3.3	3.7
L2:Overall Length mm	44.5	44.5	44.5	44.5	44.5
<span style="color:blue">●</span> M Order No.	HP/001-022M	HP/001-024M	HP/001-029M	HP/001-033M	HP/001-037M
<span style="color:green">●</span> C Order No.	HP/001-022C	HP/001-024C	HP/001-029C	HP/001-033C	HP/001-037C
<span style="color:black">●</span> XC Order No.				HP/001-033XC	

**001S** **801S**

Round

Short



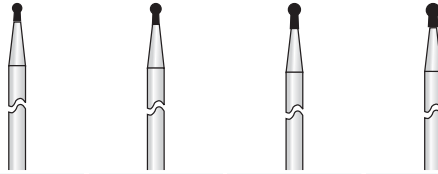
ISO No.	001-014S	001-018S
Head dia $\phi$ 1/10mm	014	018
L1: Head Length mm	1.4	1.8
L2:Overall Length mm	29	29
<span style="color:blue">●</span> M Order No.	HP/001-014SM	HP/001-018SM
<span style="color:green">●</span> C Order No.	HP/001-014SC	HP/001-018SC

Diamond Grit		ISO No.
<span style="color:blue">●</span> M	Medium	5 2 4
<span style="color:green">●</span> C	Coarse	5 3 4
<span style="color:black">●</span> XC	Extra Coarse	5 4 4

**002** **802**

Round with Collar

ISO Shank 104




ISO No.	002-013	002-015	002-017	002-019
Head dia $\phi$ 1/10mm	013	015	017	019
L1: Head Length mm	2.5	3.0	3.5	3.5
L2:Overall Length mm	44.5	44.5	44.5	44.5
<span style="color:blue">●</span> M Order No.	HP/002-013M	HP/002-015M	HP/002-017M	HP/002-019M
<span style="color:green">●</span> C Order No.	HP/002-013C	HP/002-015C	HP/002-017C	HP/002-019C

**002** **802**

Round with Collar

ISO Shank 104

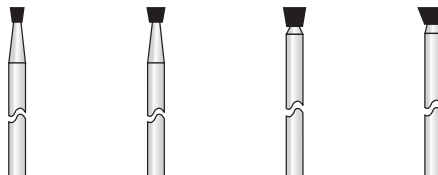


ISO No.	002-022	002-024	002-029	002-033
Head dia $\phi$ 1/10mm	022	024	029	033
L1: Head Length mm	4.0	4.5	5.0	5.5
L2:Overall Length mm	44.5	44.5	44.5	44.5
<span style="color:blue">●</span> M Order No.	HP/002-022M	HP/002-024M	HP/002-029M	HP/002-033M
<span style="color:green">●</span> C Order No.	HP/002-022C	HP/002-024C	HP/002-029C	HP/002-033C

**010** **805**

Inverted Cone

ISO Shank 104

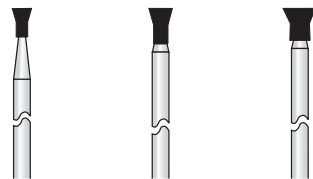


ISO No.	010-021	010-027	010-033	010-045
Head dia $\phi$ 1/10mm	021	027	033	045
L1: Head Length mm	2.0	2.2	2.8	2.5
L2:Overall Length mm	44.5	44.5	44.5	42
<span style="color:blue">●</span> M Order No.	HP/010-021M	HP/010-027M	HP/010-033M	HP/010-045M
<span style="color:green">●</span> C Order No.		HP/010-027C	HP/010-033C	HP/010-045C

**019** **806**

**Inverted Cone  
With Collar**

ISO Shank 104



ISO No.	019-027	019-033	019-045
Head dia $\phi$ 1/10mm	027	033	045
L1: Head Length mm	4.0	5.0	4.5
L2:Overall Length mm	44.5	44.5	42
<span style="color:blue">●</span> M Order No.	HP/019-027M	HP/019-033M	HP/019-045M
<span style="color:green">●</span> C Order No.	HP/019-027C	HP/019-033C	HP/019-045C

**020** **812**

**Inverted Cone  
Cup - Hollow**

ISO Shank 104



ISO No.	020-070
Head dia $\phi$ 1/10mm	070
L1: Head Length mm	3.0
L2:Overall Length mm	41
<span style="color:blue">●</span> M Order No.	HP/020-070M
<span style="color:green">●</span> C Order No.	HP/020-070C

**021** **810**

**Inverted Cone  
Cup - Hollow**

ISO Shank 104

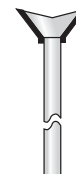


ISO No.	021-070
Head dia $\phi$ 1/10mm	070
L1: Head Length mm	3.0
L2:Overall Length mm	41
<span style="color:blue">●</span> M Order No.	HP/021-070M
<span style="color:green">●</span> C Order No.	HP/021-070C

**022** **812**

**Inverted Cone  
Cup - Hollow**

ISO Shank 104

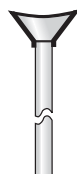


ISO No.	022-083
Head dia $\phi$ 1/10mm	083
L1: Head Length mm	4.0
L2:Overall Length mm	42
<span style="color:blue">●</span> M Order No.	HP/022-083M
<span style="color:green">●</span> C Order No.	HP/022-083C

**023** **810**

**Inverted Cone  
Cup - Hollow**

ISO Shank 104



ISO No.	023-083
Head dia $\phi$ 1/10mm	083
L1: Head Length mm	4.0
L2:Overall Length mm	42
<span style="color:blue">●</span> M Order No.	HP/023-083M
<span style="color:green">●</span> C Order No.	HP/023-083C

**039** **811**

**Barrel**

ISO Shank 104

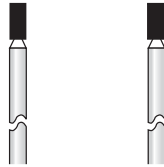


ISO No.	039-046
Head dia $\phi$ 1/10mm	046
L1: Head Length mm	7.0
L2:Overall Length mm	44.5
<span style="color:blue">●</span> M Order No.	HP/039-046M
<span style="color:green">●</span> C Order No.	HP/039-046C

**109** **835**

### Flat End Cylinder

ISO Shank 104

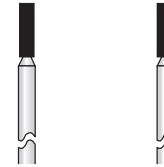


ISO No.	109-022	109-025
Head dia $\phi 1/10$ mm	022	025
L1: Head Length mm	5.0	5.0
L2:Overall Length mm	44.5	43.5
<span style="color:blue">●</span> M Order No.	HP/109-022M	HP/109-025M
<span style="color:green">●</span> C Order No.	HP/109-022C	HP/109-025C

**110** **836**

### Flat End Cylinder

ISO Shank 104



ISO No.	110-020	110-023
Head dia $\phi 1/10$ mm	020	023
L1: Head Length mm	7.5	7.5
L2:Overall Length mm	44.5	44.5
<span style="color:blue">●</span> M Order No.	HP/110-020M	HP/110-023M
<span style="color:green">●</span> C Order No.	HP/110-020C	HP/110-023C

**111** **840**

### Flat End Cylinder

ISO Shank 104



ISO No.	111-033
Head dia $\phi 1/10$ mm	033
L1: Head Length mm	8.0
L2:Overall Length mm	44.5
<span style="color:blue">●</span> M Order No.	HP/111-033M
<span style="color:green">●</span> C Order No.	HP/111-033C

**141** **842**

### Round End Cylinder

ISO Shank 104



ISO No.	141-022
Head dia $\phi 1/10$ mm	022
L1: Head Length mm	8.0
L2:Overall Length mm	44.5
<span style="color:blue">●</span> M Order No.	HP/141-022M
<span style="color:green">●</span> C Order No.	HP/141-022C

**164** **852**

### Pointed Cone

ISO Shank 104



ISO No.	164-040
Head dia $\phi 1/10$ mm	040
L1: Head Length mm	6.5
L2:Overall Length mm	44.5
<span style="color:blue">●</span> M Order No.	HP/164-040M
<span style="color:green">●</span> C Order No.	HP/164-040C

**166** **859**

### Pointed Cone

ISO Shank 104

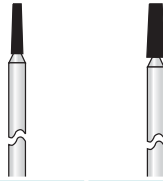


ISO No.	166-024
Head dia $\phi 1/10$ mm	024
L1: Head Length mm	10
L2:Overall Length mm	44.5
<span style="color:blue">●</span> M Order No.	HP/166-024M
<span style="color:green">●</span> C Order No.	HP/166-024C



## 171 846

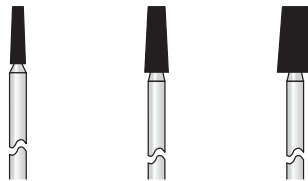
Flat End  
Taper



ISO No.	171-016	171-025
Head dia $\phi 1/10$ mm	016	025
L1: Head Length mm	7.0	7.5
L2:Overall Length mm	44.5	44.5
<span style="color:blue">●</span> M Order No.	HP/171-016M	HP/171-025M
<span style="color:green">●</span> C Order No.	HP/171-016C	HP/171-025C

## 172 847

Flat End  
Taper



ISO No.	172-021	172-033	172-050
Head dia $\phi 1/10$ mm	021	033	050
L1: Head Length mm	8.0	9.2	9.2
L2:Overall Length mm	44.5	48.5	46.0
<span style="color:blue">●</span> M Order No.	HP/172-021M	HP/172-033M	HP/172-050M
<span style="color:green">●</span> C Order No.	HP/172-021C	HP/172-033C	HP/172-050C

## 198 856

Round End Taper  
ISO Shank 104



ISO No.	198-020
Head dia $\phi 1/10$ mm	020
L1: Head Length mm	9.0
L2:Overall Length mm	44.5
<span style="color:blue">●</span> M Order No.	HP/198-020M
<span style="color:green">●</span> C Order No.	HP/198-020C

## 199 850

Round End Taper  
ISO Shank 104



ISO No.	199-020
Head dia $\phi 1/10$ mm	020
L1: Head Length mm	10.0
L2:Overall Length mm	44.5
<span style="color:blue">●</span> M Order No.	HP/199-020M
<span style="color:green">●</span> C Order No.	HP/199-020C

## 225 807

Inverted Cone  
ISO Shank 104




ISO No.	225-023
Head dia $\phi 1/10$ mm	023
L1: Head Length mm	6.0
L2:Overall Length mm	44.5
<span style="color:blue">●</span> M Order No.	HP/225-023M
<span style="color:green">●</span> C Order No.	HP/225-023C

**249** **862**

**Flame**

ISO Shank 104



ISO No.	249-016	249-018
Head dia $\phi$ 1/10mm	016	018
L1: Head Length mm	8.0	8.0
L2:Overall Length mm	44.5	44.5
<span style="color:blue">●</span> M Order No.	HP/249-016M	HP/249-018M
<span style="color:green">●</span> C Order No.	HP/249-016C	HP/249-018C

**250** **863**

**Flame**

ISO Shank 104




ISO No.	250-027
Head dia $\phi$ 1/10mm	027
L1: Head Length mm	11.0
L2:Overall Length mm	45
<span style="color:blue">●</span> M Order No.	HP/250-027M
<span style="color:green">●</span> C Order No.	HP/250-027C

**257** **368**

**Football**

ISO Shank 104



ISO No.	257-030	257-040
Head dia $\phi$ 1/10mm	030	040
L1: Head Length mm	5.0	9.0
L2:Overall Length mm	44.5	41
<span style="color:blue">●</span> M Order No.	HP/257-030M	HP/257-040M
<span style="color:green">●</span> C Order No.	HP/257-030C	HP/257-040C

**260** **875**

**Bud**

ISO Shank 104

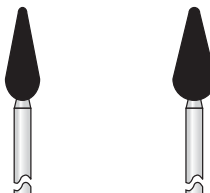


ISO No.	260-065
Head dia $\phi$ 1/10mm	065
L1: Head Length mm	11.0
L2:Overall Length mm	44.5
<span style="color:blue">●</span> M Order No.	HP/260-065M
<span style="color:green">●</span> C Order No.	HP/260-065C
<span style="color:black">●</span> XC Order No.	HP/260-065XC
Special XXC Order No.	HP/260-065XXC

**263** **875**

**Bud**

ISO Shank 104

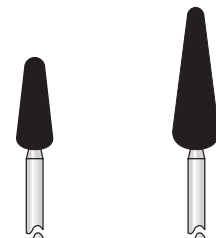


ISO No.	263-048	263-060
Head dia $\phi$ 1/10mm	048	060
L1: Head Length mm	13.0	13.0
L2:Overall Length mm	50	50
<span style="color:blue">●</span> M Order No.		HP/263-060M
<span style="color:green">●</span> C Order No.		HP/263-060C
<span style="color:black">●</span> XC Order No.		HP/263-060XC
Special XXC Order No.	HP/263-048XXC	HP/263-060XXC

**266** **879**

**Bud**

ISO Shank 104



ISO No.	266-048	266-065
Head dia $\phi$ 1/10mm	048	060
L1: Head Length mm	13.0	20.0
L2:Overall Length mm	44.5	57.0
<span style="color:blue">●</span> M Order No.	HP/266-048M	
<span style="color:green">●</span> C Order No.	HP/266-048C	
<span style="color:black">●</span> XC Order No.	HP/266-048XC	HP/266-065XC
Special XXC Order No.	HP/266-048XXC	HP/266-065XXC

**273** **874**

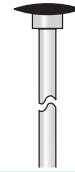
Paraboloidal  
ISO Shank 104



ISO No.	273-027
Head dia $\phi$ 1/10mm	027
L1: Head Length mm	4.8
L2:Overall Length mm	44.5
<span style="color:blue">●</span> M Order No.	HP/273-027M
<span style="color:green">●</span> C Order No.	HP/273-027C

**303** **825**

Knife edge  
ISO Shank 104



ISO No.	303-093
Head dia $\phi$ 1/10mm	093
L1: Head Length mm	1.5
L2:Overall Length mm	44.5
<span style="color:blue">●</span> M Order No.	HP/303-093M
<span style="color:green">●</span> C Order No.	HP/303-093C

HP Special Shapes

**110** **837**

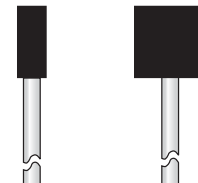
Flat End Cylinder  
ISO Shank 104



ISO No.	110-055
Head dia $\phi$ 1/10mm	055
L1: Head Length mm	7.0
L2:Overall Length mm	45
<span style="color:blue">●</span> M Order No.	HP/110-055M
<span style="color:green">●</span> C Order No.	HP/110-055C
<span style="color:black">●</span> XC Order No.	HP/110-055XC

**112** **837L**


Flat End Cylinder  
ISO Shank 104



ISO No.	112-040	112-100
Head dia $\phi$ 1/10mm	040	100
L1: Head Length mm	10.0	10.0
L2:Overall Length mm	40	45
<span style="color:blue">●</span> M Order No.	HP/112-040M	HP/112-100M
<span style="color:green">●</span> C Order No.	HP/112-040C	HP/112-100C
<span style="color:black">●</span> XC Order No.	HP/112-040XC	HP/112-100XC

**113** **837L**

Flat End Cylinder  
ISO Shank 104



ISO No.	113-050	113-060	113-064
Head dia $\phi$ 1/10mm	050	060	064
L1: Head Length mm	12.5	13.0	12.5
L2:Overall Length mm	41.5	40	41
<span style="color:blue">●</span> M Order No.	HP/113-050M	HP/113-060M	HP/113-064M
<span style="color:green">●</span> C Order No.	HP/113-050C	HP/113-060C	HP/113-064C
<span style="color:black">●</span> XC Order No.	HP/113-050XC	HP/113-060XC	HP/113-064XC

**150 837**

### Flat End Cylinder

ISO Shank 104



ISO No.	150-055
Head dia $\phi$ 1/10mm	055
L1: Head Length mm	
L2:Overall Length mm	45
<span style="color:blue">●</span> M Order No.	HP/150-055M

**173 848**

### Flat End Taper

ISO Shank 104



ISO No.	173-060
Head dia $\phi$ 1/10mm	060
L1: Head Length mm	10.0
L2:Overall Length mm	44.5
<span style="color:blue">●</span> M Order No.	HP/173-060M
<span style="color:green">●</span> C Order No.	HP/173-060C
<span style="color:black">●</span> XC Order No.	HP/173-060XC

**200 850L**

### Round End Taper

ISO Shank 104



ISO No.	200-048
Head dia $\phi$ 1/10mm	048
L1: Head Length mm	13.0
L2:Overall Length mm	41.5
<span style="color:blue">●</span> M Order No.	HP/200-048M
<span style="color:green">●</span> C Order No.	HP/200-048C
<span style="color:black">●</span> XC Order No.	HP/200-048XC

**201 850L**

### Round End Taper

ISO Shank 104



ISO No.	201-045
Head dia $\phi$ 1/10mm	045
L1: Head Length mm	15.0
L2:Overall Length mm	45
<span style="color:blue">●</span> M Order No.	HP/201-045M
<span style="color:green">●</span> C Order No.	HP/201-045C
<span style="color:black">●</span> XC Order No.	HP/201-045XC

## HP Long

**001 L 801**

### Round

HP Long



ISO No.	001-037L
Head dia $\phi$ 1/10mm	037
L1: Head Length mm	3.7
L2:Overall Length mm	53
<span style="color:blue">●</span> M Order No.	HP/001-037LM
<span style="color:green">●</span> C Order No.	HP/001-037LC
<span style="color:black">●</span> XC Order No.	HP/001-037LXC

**041 L 815**

### Wheel

HP Long



ISO No.	041-038L
Head dia $\phi$ 1/10mm	038
L1: Head Length mm	1.8
L2:Overall Length mm	53
<span style="color:blue">●</span> M Order No.	HP/041-038LM
<span style="color:green">●</span> C Order No.	HP/041-038LC
<span style="color:black">●</span> XC Order No.	HP/041-038LXC

**112L 837**

**Flat End Cylinder**

HP Long



ISO No.	112-040L
Head dia $\phi$ 1/10mm	040
L1: Head Length mm	10.0
L2:Overall Length mm	53
<span style="color:blue">●</span> M Order No.	HP/112-040LM
<span style="color:green">●</span> C Order No.	HP/112-040LC
<span style="color:black">●</span> XC Order No.	HP/112-040LXC

**167L 859L**

**Pointed Cone**

HP Long



ISO No.	167-012L
Head dia $\phi$ 1/10mm	012
L1: Head Length mm	11.0
L2:Overall Length mm	53
<span style="color:blue">●</span> M Order No.	HP/167-012LM
<span style="color:green">●</span> C Order No.	HP/167-012LC
<span style="color:black">●</span> XC Order No.	HP/167-012LXC

**173L 848**

**Flat End Taper**

HP Long



ISO No.	173-016L
Head dia $\phi$ 1/10mm	016
L1: Head Length mm	10.0
L2:Overall Length mm	53
<span style="color:blue">●</span> M Order No.	HP/173-016LM
<span style="color:green">●</span> C Order No.	HP/173-016LC
<span style="color:black">●</span> XC Order No.	HP/173-016LXC

**198L 856**

**Round End Taper**

HP Long



ISO No.	198-015L
Head dia $\phi$ 1/10mm	015
L1: Head Length mm	8.0
L2:Overall Length mm	53
<span style="color:blue">●</span> M Order No.	HP/198-015LM
<span style="color:green">●</span> C Order No.	HP/198-015LC
<span style="color:black">●</span> XC Order No.	HP/198-015LXC

**199L 850**

**Round End Taper**

HP Long



ISO No.	199-020L
Head dia $\phi$ 1/10mm	020
L1: Head Length mm	10.0
L2:Overall Length mm	53
<span style="color:blue">●</span> M Order No.	HP/199-020LM
<span style="color:green">●</span> C Order No.	HP/199-020LC
<span style="color:black">●</span> XC Order No.	HP/199-020LXC

**225L 807**

**Inverted Cone**


HP Long



ISO No.	225-048L
Head dia $\phi$ 1/10mm	048
L1: Head Length mm	10.0
L2:Overall Length mm	53
<span style="color:blue">●</span> M Order No.	HP/225-048LM
<span style="color:green">●</span> C Order No.	HP/225-048LC
<span style="color:black">●</span> XC Order No.	HP/225-048LXC

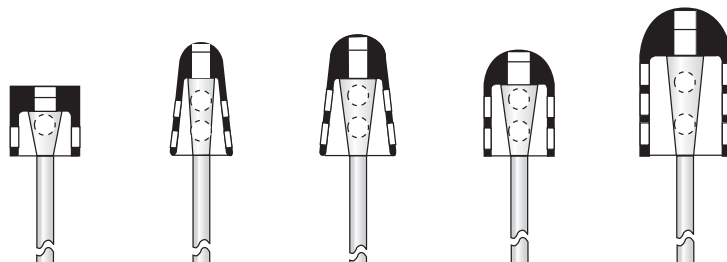
490

Hollow Plaster Cutter



ISO No.	490-090	490-115
dia $\phi$ 1/10mm	090	115
L1: Head Length mm	18	20
L2:Overall Length mm	55	55
<span style="color:blue">●</span> M Order No.	HP/490-090M	HP/490-115M
<span style="color:green">●</span> C Order No.	HP/490-090C	HP/490-115C
<span style="color:black">●</span> XC Order No.	HP/490-090XC	HP/490-115XC
.Special XXC Order No	HP/490-090XXC	HP/490-115XXC

Water Cooled Burs



ISO No.	112-100H	490-090H	490-115H	RU10X15H	RU13X21H
dia $\phi$ 1/10mm	100	90	115	100	130
L1: Head Length mm	10	16	17	15	21
L2:Overall Length mm	46	52	53	51	57
<span style="color:blue">●</span> M Order No.	HP/112-100HM	HP/490-090HM	HP/490-115HM	HP/RU10X15HM	HP/RU13X21HM
<span style="color:green">●</span> C Order No.	HP/112-100HC	HP/490-090HC	HP/490-115HC	HP/RU10X15HC	HP/RU13X21HC
<span style="color:black">●</span> XC Order No.	HP/112-100HXC	HP/490-090HXC	HP/490-115XC	HP/RU10X15HXC	HP/RU13X21HXC

COMPOSITE POLISHER FOR NANOFILLS, MICROHYBRIDS AND MICROFILLS

# KENDA MAXIMUS

## 1-step diamond polishing system for smoothing and high gloss

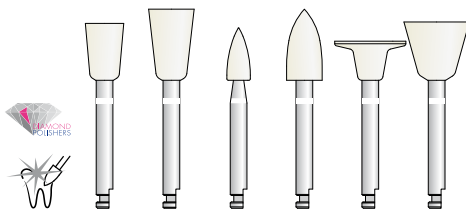
The one step polishing technology maximises the more awkward two and three step process. Speed and contact pressure dictate the workings of KENDA MAXIMUS Polisher. By increasing the contact pressure and speed you smooth your composites and by decreasing the speed and pressure you create a high deep glossy shine. This one step process doesn't only give you the perfect finish but also saves you and your patient time.











Set REF 0380



«This polisher has tested to give a significant better shine and finer surface.»



<b>REF</b> reorder	0384	0385	0386	0388	0389	0390
<b>ISO</b> 828 204 ...	030 493 050	030 493 060	243 493 030	243 493 050	303 493 100	030 493 090
 Size Ø×L mm	5×8	6,5×10	3×7	5×10	10×1	9×8,5
 Grit	ultra-fine					
 Color	light beige					
 rec.	5 000 - 7 500 RPM					
 max.	10 000 RPM					

-  Box of: 6, 12, 25, 100
-  Blister of: 6×1, 6×2, 72×1, 72×2
- N** Pressure: 0,3 - 2N
-  Autoclavable: 135 °C, 275 °F
- Shank: RA, stainless steel
- Medical device: class IIa



COMPOSITE AND CERAMIC POLISHERS

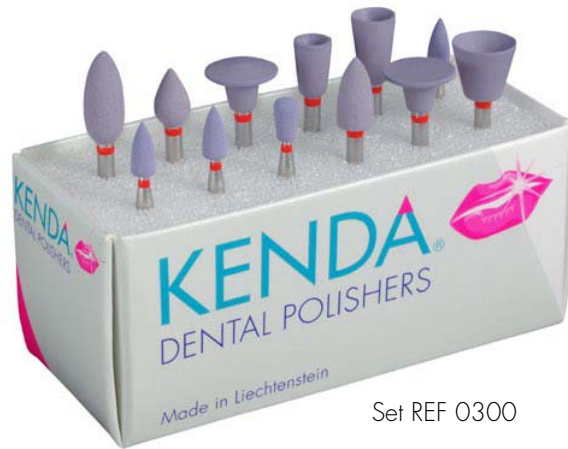
**KENDA NOBILIS** 

1-step diamond polishing system

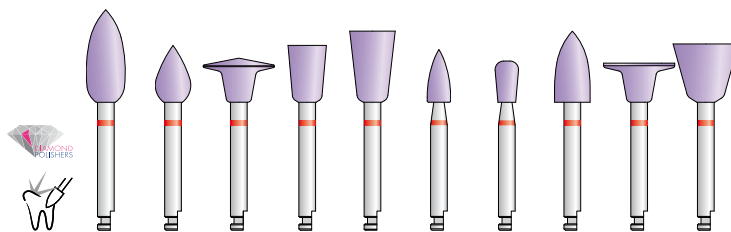
One polisher only for cost-effective finishing and polishing of composite restorations and ceramics. The flexibility of the diamond polisher allows a gentle to teeth clean finishing and polishing of composite restorations and ceramics. Perfect smooth surfaces will be achieved.

Recommendation:




KENDA UNICUS 1-step diamond polisher for ultimate high shine polishing.



Set REF 0300



<b>REF</b> reorder	0301	0302	0303	0304	0305	0306	0307	0308	0309	0310
<b>ISO</b> 858 204 ...	243 513 055	254 513 050	304 513 100	030 513 050	030 513 060	243 513 030	237 513 035	243 513 050	303 513 100	030 513 090
<b>Size</b> Ø×L mm	5,4×13	5×8	10×2	5×8	6,5×10	3×7	3×6	5×10	10×1	9×8,5
<b>μ</b> Grit	fine									
<b>Color</b>	violet									
<b>rec.</b>	7 500 - 10 000 RPM									
<b>max.</b>	10 000 RPM									

-  Box of: 6, 12, 25, 100
-  Blister of: 6×1, 6×2, 72×1, 72×2
- N** Pressure: 0,3 - 2N
-  Autoclavable: 135 °C, 275 °F
- Shank: RA, stainless steel
- Medical device: class IIa





COMPOSITE & CERAMIC FINAL POLISHERS

**KENDA UNICUS** 

1-step diamond polishing system

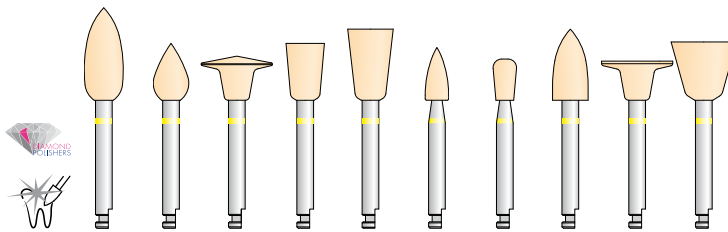
Extra-fine diamond polisher for final polishing of all composites and ceramics. This polisher can be used on composites as well as ceramics without changing the polisher. The benefits are time saving as well as cost saving.






Recommendation:




KENDA NOBILIS 1-step diamond polisher for finishing and polishing.



Set REF 0350



<b>REF</b> reorder	0351	0352	0353	0354	0355	0356	0357	0358	0359	0360
<b>ISO</b> 838 204 ...	243 503 055	254 503 050	304 503 100	030 503 050	030 503 060	243 503 030	237 503 035	243 503 050	303 503 100	030 503 090
 Size Ø×L mm	5,4×13	5×8	10×2	5×8	6,5×10	3×7	3×6	5×10	10×1	9×8,5
 Grit	extra-fine									
 Color	orange									
 rec.	5 000 - 7 500 RPM									
 max.	10 000 RPM									

-  Box of: 6, 12, 25, 100
-  Blister of: 6×1, 6×2, 72×1, 72×2
- N** Pressure: 0,3 - 2N
-  Autoclavable: 135 °C, 275 °F
- Shank: RA, stainless steel
- Medical device: class IIa



COMPOSITE HYBRID POLISHERS

# KENDA HYBRID

## 2-step polishing system

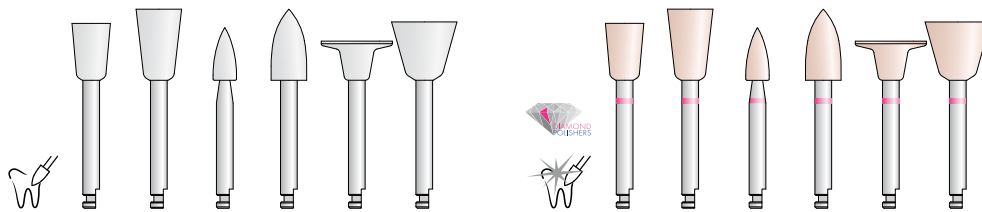
Special hard polishers for all hybrid composites. The long-lasting prepolymer gives smooth surface finish. The high shine diamond polisher achieves a fine surface with a long lasting high shine finish.



Set REF 790

DENTAL ADVISOR  
RATING

++++½



<b>REF</b> reorder	0004	0005	0006	0008	0009	0010	0104	0105	0106	0108	0109	0110	
<b>ISO</b> 632 204 ...	030 524 050	030 524 060	243 524 030	243 524 050	303 524 100	030 524 090	822 204 ...	030 494 050	030 494 060	243 494 030	243 494 050	303 494 100	030 494 090
<b>Size</b> Ø×L mm	5×8	6,5×10	3×7	5×10	10×1	9×8,5	5×8	6,5×10	3×7	5×10	10×1	9×8,5	
<b>μ</b> Grit	medium						ultra-fine						
<b>Color</b>	whitish grey						pale pink						
<b>rec.</b>	7 500 - 10 000 RPM						5 000 - 7 500 RPM						
<b>max.</b>	10 000 RPM						10 000 RPM						

- Box of: 6, 12, 25, 100
- Blister of: 6×1, 6×2, 72×1, 72×2
- N** Pressure: 0,3 - 2 N
- Autoclavable: 135 °C, 275 °F
- Shank: RA, stainless steel
- Medical device: class IIa



COMPOSITE & COMPOMER POLISHERS


**KENDA DELUXE** 






2-step diamond polishing system




This autoclavable multiuse 2-step diamond polishing system is for extra fine smoothing and for deluxe high shine finish on all composite and compomer restorations.



Set REF 0400



<b>REF</b> reorder	0406	0409	0411	0413	0456	0459	0461	0463	
<b>ISO</b> 858 204 ...	243 513 030	303 513 100	030 513 060	243 513 040	838 204 ...	243 503 030	303 503 100	030 503 060	243 503 040
 Size Ø×L mm	3×7	10×1	6×7,5	4×9	3×7	10×1	6×7,5	4×9	
 Grit	fine				extra-fine				
 Color	light grey				light beige				
 rec.	7 500 - 10 000 RPM				5 000 - 7 500 RPM				
 max.	10 000 RPM				10 000 RPM				

-  Box of: 6, 12, 25, 100
-  Blister of: 6×1, 6×2, 72×1, 72×2
- N** Pressure: 0,3 - 2N
-  Autoclavable: 135 °C, 275 °F
- Shank: RA, stainless steel
- Medical device: class IIa



COMPOSITE MICROFILL POLISHERS

# KENDA COMPOSITE MICROFILL


## 2-step polishing system

Top selling polisher for all microfilled composite restorations. Achieves an optimal and long lasting high shine.

Also, suited for simply removing cement remnants of orthodontic bands (brackets).



Set REF 750



<b>REF</b> reorder	4001	4002	4003	4004	4005	4006	4007	4008	5001	5002	5003	5004	5005	5006	5007	5008	
<b>ISO</b> 638 204 ...	243 523 055	254 523 050	304 523 100	030 523 050	030 523 060	243 523 030	237 523 035	243 523 050	638 204 ...	243 493 055	254 493 050	304 493 100	030 493 050	030 493 060	243 493 030	237 493 035	243 493 050
<b>Size</b> Ø×L mm	5,4×13	5×8	10×2	5×8	6,5×10	3×7	3×6	5×10	5,4×13	5×8	10×2	5×8	6,5×10	3×7	3×6	5×10	
<b>μ</b> Grit	medium								ultra-fine								
<b>Color</b>	yellow								blue								
<b>rec.</b>	7 500 - 10 000 RPM								5 000 - 7 500 RPM								
<b>max.</b>	10 000 RPM								10 000 RPM								

- Box of: 6, 12, 25, 100
- Blister of: 6×1, 6×2, 72×1, 72×2
- N** Pressure: 0,3 - 2N
- Autoclavable: 135 °C, 275 °F
- Shank: RA, stainless steel
- Medical device: class IIa



COMPOSITE, COMPOMER, AMALGAM & GOLD POLISHERS


# KENDA COMPLETE

## 2-step polishing system

Universal polisher for cost effective polishing. For all composite, compomer and amalgam restorations, for gold and dental enamel. The long-lasting prepolymer gives smooth surface finish. The high shine polisher achieves a fine surface with a long lasting high shine finish.



Set REF 0500



<b>REF</b> reorder	0503	0505	0513	0553	0555	0563
<b>ISO</b> 658 204 ...	304 523 100	030 523 060	243 523 040	658 204 ...	304 513 100	030 513 060
<b>Size</b> Ø×L mm	10×2	6,5×10	4×9	10×2	6,5×10	4×9
<b>μ</b> Grit	medium			fine		
<b>Color</b>	light ruby colored			steel-grey		
<b>rec.</b>	7 500 - 10 000 RPM			5 000 - 7 500 RPM		
<b>max.</b>	10 000 RPM			10 000 RPM		

- Box of: 6, 12, 25, 100
- Blister of: 6×1, 6×2, 72×1, 72×2
- N** Pressure: 0,3 - 2N
- Autoclavable: 135 °C, 275 °F
- Shank: RA, stainless steel
- Medical device: class IIa

COMPOSITE & COMPOMER POLISHERS

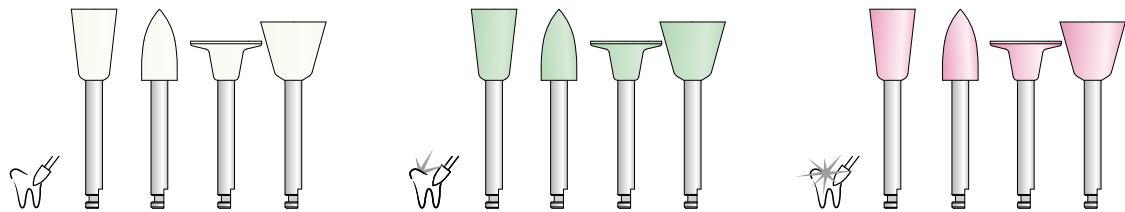
# KENDA C.G.I.

## 3-step polishing system

For universal composites, compomers and glass-ionomers. The C.G.I. polishing system contains specific polishers in 3 grades for contouring, finishing and polishing.



Set REF 900



REF	reorder	905-C	908-C	909-C	910-C	905-M	908-M	909-M	910-M	905-F	908-F	909-F	910-F		
ISO	638 204 ...	030 533 060	243 533 050	303 533 100	030 533 090	638 204 ...	030 523 060	243 523 050	303 523 100	030 523 090	638 204 ...	030 493 060	243 493 050	303 493 100	030 493 090
Size	Ø x L mm	6,5 x 10	5 x 10	10 x 1	9 x 8,5	6,5 x 10	5 x 10	10 x 1	9 x 8,5	6,5 x 10	5 x 10	10 x 1	9 x 8,5		
μ	Grit	coarse				medium				ultra-fine					
Color		whitish white				green				pink					
rec.		7 500 - 10 000 RPM				3 000 - 7 500 RPM				3 000 - 7 500 RPM					
max.		10 000 RPM				10 000 RPM				10 000 RPM					

- Box of: 6, 12, 25, 100
- Blister of: 6 x 1, 6 x 2, 72 x 1, 72 x 2
- N** Pressure: 0,3 - 2 N
- Autoclavable: 135 °C, 275 °F
- Shank: RA, stainless steel
- Medical device: class IIa

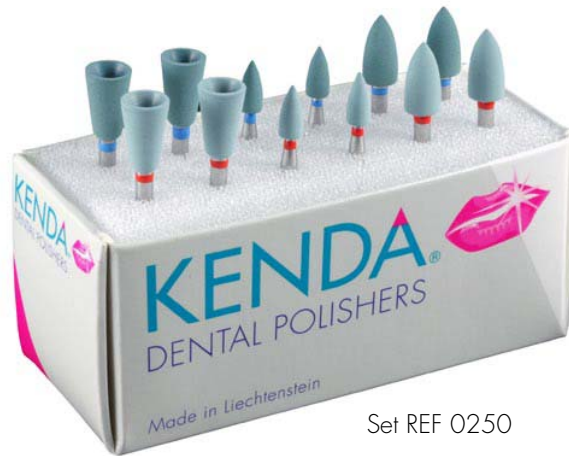


ZIRCONIA AND ALUMINA CERAMIC POLISHERS

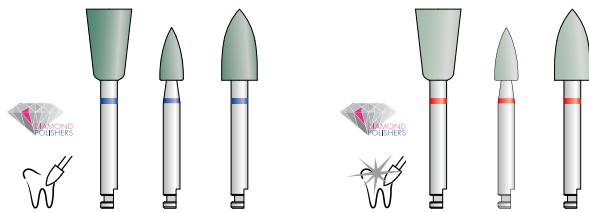
**KENDA ZIRCOVIS** 





2-step diamond polishing system




Hard, robust diamond polisher, ideal for adjustments on zirconia and alumina crowns. KENDA ZIRCOVIS 2-step polishing system smoothes in the first step rough surfaces, in the second step it removes fine scratches and achieves very high gloss surfaces.



Set REF 0250



<b>REF</b> reorder	0255	0256	0258	0265	0266	0268	
<b>ISO</b> 862 204 ...	030 524 060	243 524 030	243 524 050	852 204 ...	030 514 060	243 514 030	243 514 050
 Size Ø×L mm	6,5×10	3×7	5×10	6,5×10	3×7	5×10	
$\mu$ Grit	medium			fine			
 Color	dark blue-green			light blue-green			
 rec.	7 500 - 10 000 RPM			5 000 - 7 500 RPM			
 max.	10 000 RPM			10 000 RPM			

-  Box of: 6, 12, 25, 100
-  Blister of: 6×1, 6×2, 72×1, 72×2
- N** Pressure: 0,3 - 2N
-  Autoclavable: 135 °C, 275 °F
- Shank: RA, stainless steel
- Medical device: class IIa



ALL CERAMIC & ZIRCONIA IMPLANT COMPONENTS

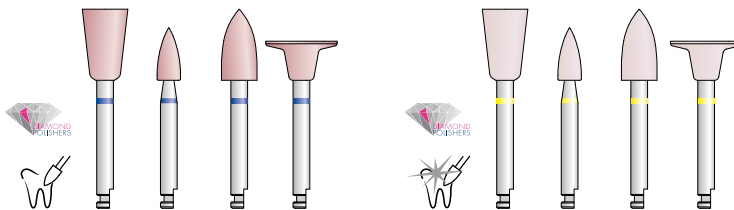
# KENDA ALL CERAMIC






## 2-step diamond polishing system




The polishers are designed for polishing and high shine polishing on crowns and bridges of all ceramic (pressed ceramic, zirconia, aluminium oxide). Specifically for polishing the margins on zirconia, contact points and for occlusal adjustments.



Set REF 0200



<b>REF</b> reorder	0215	0216	0218	0219	0225	0226	0228	0229	
<b>ISO</b> 868 204 ...	030 523 060	243 523 030	243 523 050	303 523 100	838 204 ...	030 503 060	243 503 030	243 503 050	303 503 100
 Size Ø×L mm	6,5×10	3×7	5×10	10×1	6,5×10	3×7	5×10	10×1	
 Grit	medium				extra-fine				
 Color	medium bordeaux				light bordeaux				
 rec.	7 500 - 10 000 RPM				5 000 - 7 500 RPM				
 max.	10 000 RPM				10 000 RPM				

-  Box of: 6, 12, 25, 100
-  Blister of: 6×1, 6×2, 72×1, 72×2
- N** Pressure: 0,3 - 2N
-  Autoclavable: 135 °C, 275 °F
- Shank: RA, stainless steel
- Medical device: class IIa





CERAMIC POLISHERS

# KENDA DIAGUM

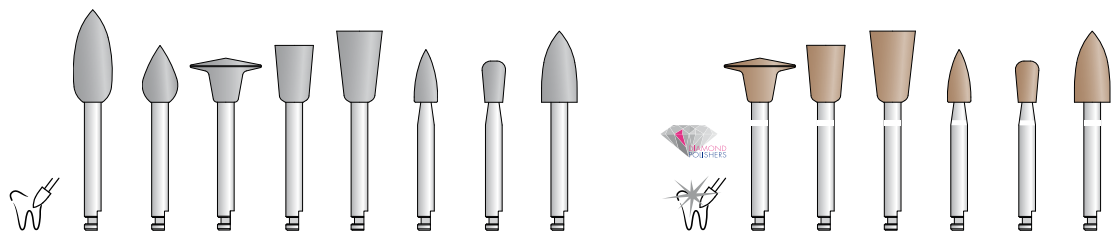
## 2-step polishing system

For highest surface quality and long lasting shine.

Fine diamond polisher for brilliant lustre on ceramics.



Set REF 780



REF	reorder	6001	6002	6003	6004	6005	6006	6007	6008	X003	X004	X005	X006	X007	X008	
ISO	652 204 ...	243 534 055	254 534 050	304 534 100	030 534 050	030 534 060	243 534 030	237 534 035	243 534 050	822 204 ...	304 494 100	030 494 050	030 494 060	243 494 030	237 494 035	243 494 050
Size	Ø×L mm	5,4×13	5×8	10×2	5×8	6,5×10	3×7	3×6	5×10	10×2	5×8	6,5×10	3×7	3×6	5×10	
μ	Grit	coarse								ultra-fine						
Color		grey								dark rosa						
rec.		7 500 - 10 000 RPM								5 000 - 7 500 RPM						
max.		10 000 RPM								10 000 RPM						

- Box of: 6, 12, 25, 100
- Blister of: 6×1, 6×2, 72×1, 72×2
- N** Pressure: 0,3 - 2N
- Autoclavable: 135 °C, 275 °F
- Shank: RA, stainless steel
- Medical device: class IIa



PROPHYLAXIS POLISHERS

# KENDA PROPHY

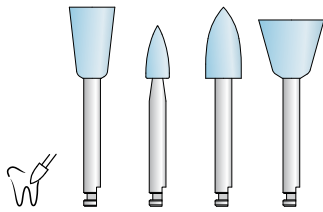
## 1-step polishing system






For tooth cleaning without the use of polishing paste.




Medium grit polisher for removal of stains, to be used with gentle pressure.



Set REF 5100



<b>REF</b> reorder	5105	5106	5108	5110
<b>ISO</b> 658 204 ...	030 523 060	243 523 030	243 523 050	030 523 090
 Size Ø×L mm	6,5×10	3×7	5×10	9×8,5
 Grit	medium			
 Color	blue			
 rec.	7 500 - 10 000 RPM			
 max.	10 000 RPM			

-  Box of: 6, 12, 25, 100
-  Blister of: 6×1, 6×2, 72×1, 72×2
- N** Pressure: 0,3 - 2N
-  Autoclavable: 135 °C, 275 °F
- Shank: RA, stainless steel
- Medical device: class IIa



ACRYLIC DENTURE POLISHERS

# KENDA PLANUS

## 2-step smoothing and polishing system

This 2-step autoclavable polisher is designed for chairside smoothing pressure spots and to achieve a perfect surface finish with high gloss, also for work on orthodontic appliances.


Available in RA and HP version.



Set REF 0600



Set REF 6700



REF	reorder	0601	0608	0611	0618	6715	6720	6815	6820		
ISO	638 204 ...	243 533 055	243 533 050	638 204 ...	243 513 055	243 513 050	638 104 ...	243 533 100	497 533 070	243 513 100	497 513 070
Size	Ø × L mm	5,4 × 13	5 × 10	5,4 × 13	5 × 10	10 × 18	10 × 18	10 × 18	10 × 18		
μ	Grit	coarse		fine		coarse		fine			
Color	Color	lime-green		grey		lime-green		grey			
rec.	rec.	7 500 - 10 000 RPM		5 000 - 7 500 RPM		10 000 - 15 000 RPM		10 000 - 15 000 RPM			
max.	max.	10 000 RPM		10 000 RPM		15 000 RPM		15 000 RPM			

Box of: 6, 12, 25, 100  
**N** Pressure: 0,3 - 2 N  
 Autoclavable: 135 °C, 275 °F  
 Shank: RA, stainless steel  
 Medical device: class IIa



Box of: 6, 12, 25, 100  
**N** Pressure: 0,3 - 2 N  
 Autoclavable: 135 °C, 275 °F  
 Shank: HP, stainless steel  
 Medical device: no


AMALGAM POLISHERS

# KENDA AMALGAM

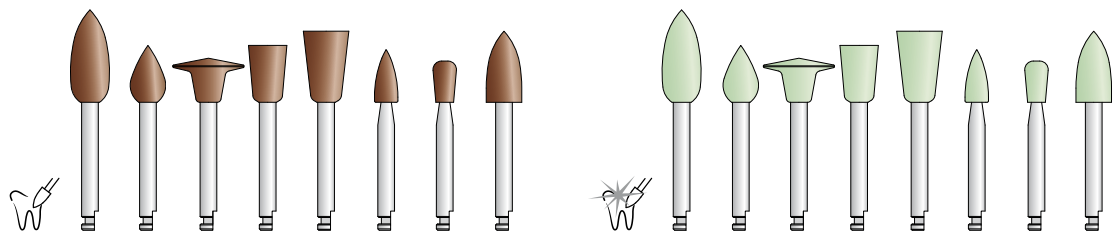
## 2-step polishing system

Long lasting silicone polisher with fine adjustments of integrated polish care for fast and brilliant polishing of amalgam and precious metals.

The prepolisher achieves a smooth surface and the hi-shine polisher a perfect mirror lustre.



Set REF 700



<b>REF</b> reorder	2001	2002	2003	2004	2005	2006	2007	2008	3001	3002	3003	3004	3005	3006	3007	3008	
<b>ISO</b> 658 204 ...	243 523 055	254 523 050	304 523 100	030 523 050	030 523 060	243 523 030	237 523 035	243 523 050	658 204 ...	243 513 055	254 513 050	304 513 100	030 513 050	030 513 060	243 513 030	237 513 035	243 513 050
<b>Size</b> Ø×L mm	5,4×13	5×8	10×2	5×8	6,5×10	3×7	3×6	5×10	5,4×13	5×8	10×2	5×8	6,5×10	3×7	3×6	5×10	
<b>μ</b> Grit	medium								fine								
<b>Color</b>	brown								green								
<b>rec.</b>	7 500 - 10 000 RPM								5 000 - 7 500 RPM								
<b>max.</b>	10 000 RPM								10 000 RPM								

- Box of: 6, 12, 25, 100
- Blister of: 6×1, 6×2, 72×1, 72×2
- N** Pressure: 0,3 - 2N
- Autoclavable: 135 °C, 275 °F
- Shank: RA, stainless steel
- Medical device: class IIa




METAL POLISHERS

# KENDA PRECIOUS METALS

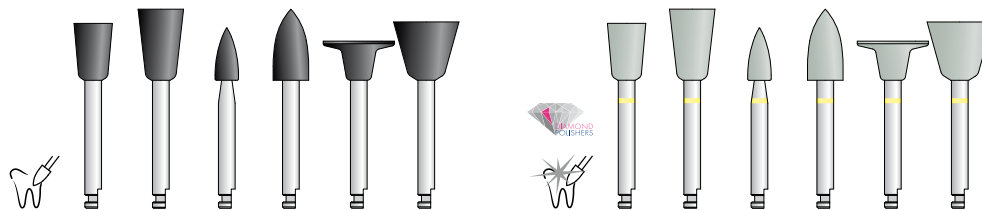
## 2-step polishing system

For finishing, pre-polishing and high shine. Results in a matter of seconds.




The high shine polisher has microfine diamond particles with self sharpening cutting edges for the highest efficiency on precious metals and titanium alloys.



Set REF 740



<b>REF</b> reorder	1004	1005	1006	1008	1009	1010	1104	1105	1106	1108	1109	1110	
<b>ISO</b> 652 204 ...	030 524 050	030 524 060	243 524 030	243 524 050	303 524 100	030 524 090	832 204 ...	030 504 050	030 504 060	243 504 030	243 504 050	303 504 100	030 504 090
<b>Size</b> Ø×L mm	5×8	6,5×10	3×7	5×10	10×1	9×8,5	5×8	6,5×10	3×7	5×10	10×1	9×8,5	
<b>μ</b> Grit	medium						extra-fine						
<b>Color</b>	black						green						
<b>rec.</b>	7 500 - 10 000 RPM						5 000 - 7 500 RPM						
<b>max.</b>	10 000 RPM						10 000 RPM						

-  Box of: 6, 12, 25, 100
-  Blister of: 6×1, 6×2, 72×1, 72×2
- N** Pressure: 0,3 - 2 N
-  Autoclavable: 135 °C, 275 °F
- Shank: RA, stainless steel
- Medical device: class IIa



COMPOSITE AND CERAMIC POLISHERS - SINGLE USE

DISPOSABLE KENDA NOBILIS 

1-step diamond polishing system

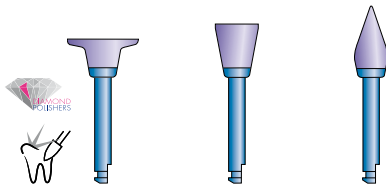
For single patient use.






One polisher only for cost-effective finishing and polishing of composite restorations and ceramics. The flexibility of the diamond polisher allows a gentle to teeth clean finishing and polishing of composite restorations and ceramics. Perfect smooth surfaces will be achieved.




Disposable polisher saves sterilisation cost and time.



Set REF PS0300



<b>REF</b> reorder	PS0309	PS0311	PS0312
<b>ISO</b> 858 242 ...	303 513 100	030 513 060	243 513 045
 Size Ø × L mm	10 × 1	6 × 7,5	5 × 10
 Grit	fine		
 Color	violet		
 rec.	5 000 RPM		
 max.	5 000 RPM		

-  Box of: 6, 12, 25, 100
-  Blister of: 6 × 1, 6 × 2, 72 × 1, 72 × 2
- N** Pressure: 0,3 - 1 N
- Shank: RA, medical plastic
- Medical device: class IIa
-  disposable

COMPOSITE AND CERAMIC FINAL POLISHERS – SINGLE USE

DISPOSABLE KENDA UNICUS 


1-step diamond polishing system

For single patient use.

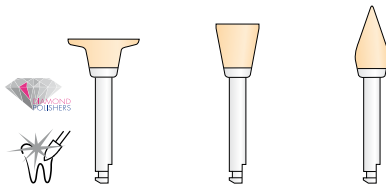
Extra fine diamond polisher for final polishing of all composites and ceramics. This polisher can be used on composites as well as ceramics without changing the polisher. The benefits are time saving as well as cost saving. Disposable polisher saves sterilisation cost and time.






Recommendation:




Disposable KENDA NOBILIS 1-step diamond polisher for finishing and polishing.



Set REF PS0350



<b>REF</b> reorder	PS0359	PS0361	PS0362
<b>ISO</b> 838 242 ...	303 503 100	030 503 060	243 503 045
 Size Ø x L mm	10 x 1	6 x 7,5	5 x 10
 Grit	extra-fine		
 Color	orange		
 rec.	5 000 RPM		
 max.	5 000 RPM		

-  Box of: 6, 12, 25, 100
-  Blister of: 6 x 1, 6 x 2, 72 x 1, 72 x 2
- N** Pressure: 0,3 - 1 N
- Shank: RA, medical plastic
- Medical device: class IIa
-  disposible

COMPOSITE HYBRID POLISHERS – SINGLE USE

# DISPOSABLE KENDA HYBRID

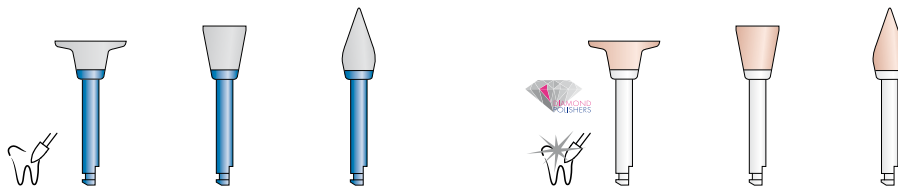
## 2-step polishing system

For single patient use.

Special hard polishers for all hybrid composites. The long-lasting prepolymer gives smooth surface finish. The high shine diamond polisher achieves a fine surface with a long lasting high shine finish. Disposable polisher saves sterilisation cost and time.



Set REF PS790



REF	reorder	PS0009	PS0011	PS0012	PS0109	PS0111	PS0112
ISO	638 242 ...	303 523 100	030 523 060	243 523 045	828 242 ... 303 493 100	030 493 060	243 493 045
Size	Ø × L mm	10 × 1	6 × 7,5	5 × 10	10 × 1	6 × 7,5	5 × 10
μ	Grit	medium			ultra-fine		
Color		whitish grey			pale pink		
rec.		5 000 RPM			5 000 RPM		
max.		5 000 RPM			5 000 RPM		

- Box of: 6, 12, 25, 100
- Blister of: 6 × 1, 6 × 2, 72 × 1, 72 × 2
- N** Pressure: 0,3 - 1 N
- Shank: RA, medical plastic
- Medical device: class IIa
- disposable



COMPOSITE & COMPOMER POLISHERS – SINGLE USE

DISPOSABLE KENDA G.P.S. 

2-step diamond polishing system

For single patient use.

For all composite and compomer restorations. Prepolisher for smoothing and final polisher for finest surfaces and highest long lasting shine.

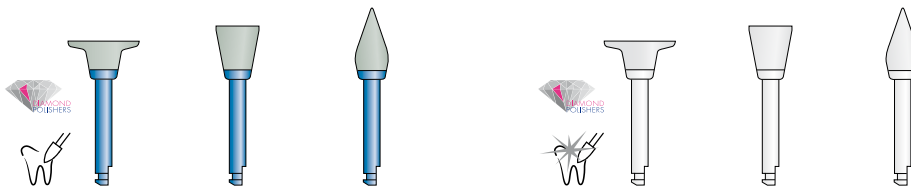
Disposable polisher saves sterilisation cost and time.






Set REF PS0400



DENTAL ADVISOR  
RATING  
++++½



REF	reorder	PS0409	PS0411	PS0412	PS0459	PS0461	PS0462
ISO	858 242 ...	303 513 100	030 513 060	243 513 045	838 242 ... 303 503 100	030 503 060	243 503 045
Size	Ø x L mm	10 x 1	6 x 7,5	5 x 10	10 x 1	6 x 7,5	5 x 10
μ	Grit	fine			extra-fine		
Color		light green			light beige		
rec.		5 000 RPM			5 000 RPM		
max.		5 000 RPM			5 000 RPM		

-  Box of: 6, 12, 25, 100
-  Blister of: 6 x 1, 6 x 2, 72 x 1, 72 x 2
- N** Pressure: 0,3 - 1 N
- Shank: RA, medical plastic
- Medical device: class IIa
-  disposable



FINISHING AND POLISHING OF ALL COMPOSITES – SINGLE USE

# DISPOSABLE KENDA BIG JOB

## 1-step polishing system

For single patient use.

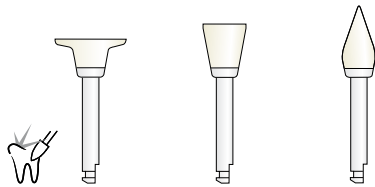
This fast working polisher is designed for large job multi restorations. Ideal for fine surface polishing of all composite restorations. Disposable polisher saves sterilisation cost and time.






Recommendation:




For ultimate shine use G.P.S. diamond hi-shine polisher.



Set REF PS4100



<b>REF</b> reorder	PS4109	PS4111	PS4112
<b>ISO</b> 638 242 ...	303 523 100	030 523 060	243 523 045
 Size Ø×L mm	10×1	6×7,5	5×10
 Grit	medium		
 Color	white		
 rec.	5 000 RPM		
 max.	5 000 RPM		

-  Box of: 6, 12, 25, 100
-  Blister of: 6×1, 6×2, 72×1, 72×2
- N** Pressure: 0,3 - 1 N
- Shank: RA, medical plastic
- Medical device: class IIa
-  disposible

COMPOSITE MICROFILL POLISHERS – SINGLE USE

# DISPOSABLE KENDA COMPOSITE MICROFILL

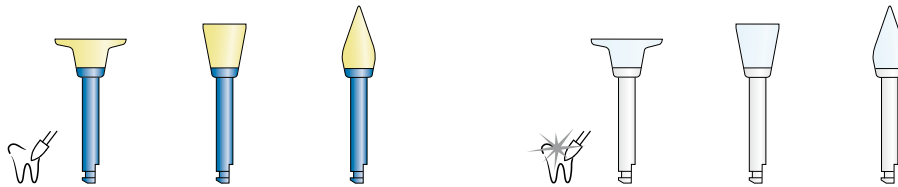
## 2-step polishing system

For single patient use.

Top selling polisher for all microfilled composite restorations. Achieves an optimal and long lasting high shine. Also, suited for simply removing cement remnants of orthodontic bands (brackets). Disposable polisher saves sterilisation cost and time.



Set REF PS750



REF	reorder	PS4009	PS4011	PS4012	PS5009	PS5011	PS5012
ISO	638 242 ...	303 523 100	030 523 060	243 523 045	638 242 ... 303 493 100	030 493 060	243 493 045
Size	Ø x L mm	10 x 1	6 x 7,5	5 x 10	10 x 1	6 x 7,5	5 x 10
μ	Grit	medium			ultra-fine		
Color		yellow			blue		
rec.		5 000 RPM			5 000 RPM		
max.		5 000 RPM			5 000 RPM		

- Box of: 6, 12, 25, 100
- Blister of: 6 x 1, 6 x 2, 72 x 1, 72 x 2
- N** Pressure: 0,3 - 1 N
- Shank: RA, medical plastic
- Medical device: class IIa
- disposable

COMPOSITE & COMPOMER POLISHERS – SINGLE USE

# DISPOSABLE KENDA C.G.I.

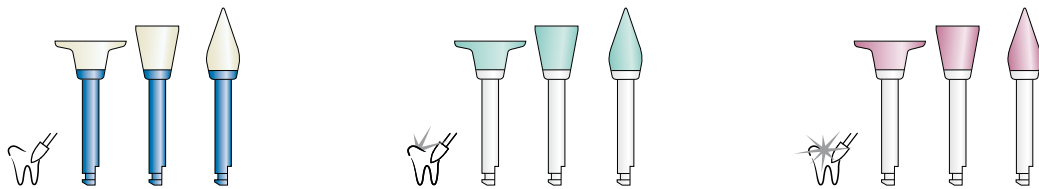
## 3-step polishing system

For single patient use.




For universal composites, compomers and glassionomers. The C.G.I. polishing system contains specific polishers in 3 grades for contouring, finishing and polishing. Disposable polisher saves sterilisation cost and time.



Set REF PS900



REF	reorder	PS909-C	PS911-C	PS912-C	PS909-M	PS911-M	PS912-M	PS909-F	PS911-F	PS912-F		
ISO	638 242 ...	303 533 100	030 533 060	243 533 045	638 242 ...	303 523 100	030 523 060	243 523 045	638 242 ...	303 493 100	030 493 060	243 493 045
Size	Ø x L mm	10 x 1	6 x 7,5	5 x 10	10 x 1	6 x 7,5	5 x 10	10 x 1	6 x 7,5	5 x 10		
μ	Grit	coarse			medium			ultra-fine				
Color		whitish white			green			pink				
rec.		5 000 RPM			5 000 RPM			3 000 RPM				
max.		5 000 RPM			5 000 RPM			5 000 RPM				

-  Box of: 6, 12, 25, 100
-  Blister of: 6 x 1, 6 x 2, 72 x 1, 72 x 2
- N** Pressure: 0,3 - 1 N
- Shank: RA, medical plastic
- Medical device: class IIa
-  disposible

PROPHYLAXIS POLISHERS – SINGLE USE

# DISPOSABLE KENDA PROPHY

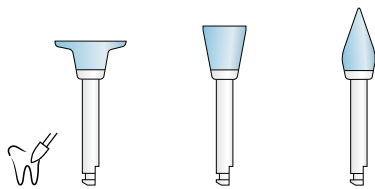
## 1-step polishing system






For single patient use.




For tooth cleaning without the use of polishing paste. Medium grit polisher for removal of stains, to be used with gentle pressure. Disposable polisher saves sterilisation cost and time.



Set REF PS5100




<b>REF</b> reorder	PS5109	PS5111	PS5112
<b>ISO</b> 658 242...	303 523 100	030 523 060	243 523 045
 Size Ø×L mm	10×1	6×7,5	5×10
 Grit	medium		
 Color	blue		
 rec.	5 000 RPM		
 max.	5 000 RPM		





-  Box of: 6, 12, 25, 100
-  Blister of: 6×1, 6×2, 72×1, 72×2
- N** Pressure: 0,3 - 1 N
- Shank: RA, medical plastic
- Medical device: class IIa
-  disposible

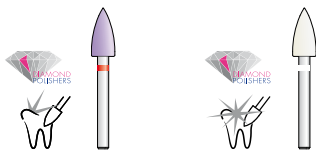
FRICION GRIP POLISHING SYSTEMS

# KENDA FG SERIES








2-step polishing system for all composites

<b>REF</b> reorder	4006FG	5006FG
<b>ISO</b> 632 313 ...	243 524 030	632 313 ... 243 494 030
 Size Ø x L mm	3 x 7	3 x 7
$\mu$ Grit	medium	ultra-fine
 Color	yellow	blue
 rec.	20 000 RPM	10 000 RPM
 max.	20 000 RPM	20 000 RPM









2-step diamond polishing system for all composites and ceramics. For very efficient polishing.

<b>REF</b> reorder	0306FG	0386FG
<b>ISO</b> 852 313 ...	243 514 030	822 313 ... 243 494 030
 Size Ø x L mm	3 x 7	3 x 7
$\mu$ Grit	fine	ultra-fine
 Color	violet	light beige
 rec.	20 000 RPM	10 000 RPM
 max.	20 000 RPM	20 000 RPM



2-step polishing system for amalgam and precious metals.

<b>REF</b> reorder	2006FG	3006FG
<b>ISO</b> 652 313 ...	243 524 030	652 313 ... 243 514 030
 Size Ø x L mm	3 x 7	3 x 7
$\mu$ Grit	medium	fine
 Color	brown	green
 rec.	20 000 RPM	10 000 RPM
 max.	20 000 RPM	20 000 RPM

-  Box of: 5
- N** Pressure: 0,3 - 2N
-  Autoclavable: 135 °C, 275 °F
- Shank: FG, stainless steel
- Medical device: class IIa

AUTOCLAVABLE POLISHER AND BUR CADDY

## KENDA PRACTICUS

KENDA PRACTICUS offers space for 6 RA polishers of 22-31 mm length and 12 FG diamond instruments of 16 to 24 mm length.

Thanks to well thought out alignment ergonomic handling with only one hand is possible. Due to the snap lock the caddy can be easily closed and content is fixed for sterilisation. The high-tech medical polymer allows up to 3000 sterilisation cycles in the autoclave at 135 °C, 275 °F.



REF 270



REF 271



REF 272



REF 273




## KENDA ESTHETIC SET

Ideal for time saving polishing and finishing of composite restorations and ceramic inlays.

Content:

- 6 FG diamond instruments of 45 microns
- 6 FG diamond instruments of 15 microns
- 6 RA diamond high shine polishers KENDA UNICUS

total 18 different instruments with 1 KENDA PRACTICUS autoclavable caddy.



REF 283



ZIRCONIA AND PRESSED CERAMIC POLISHERS

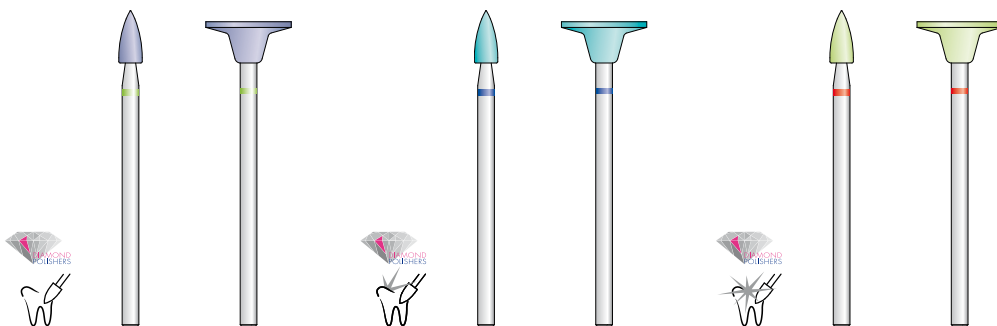
**KENDA Z-SERIES** 






3-step diamond polishing system

For best results on high performance ceramic, zirconia and pressed ceramic.



Set REF Z-000



<b>REF</b> reorder	Z-006-C	Z-014-C	Z-006-M	Z-014-M	Z-006-F	Z-014-F		
<b>ISO</b> 872 104 ...	243 534 030	041 534 120	862 104 ...	243 524 030	041 524 100	852 104 ...	243 514 030	041 514 120
 Size Ø×L mm	3×7	12×2	3×7	12×2	3×7	12×2		
$\mu$ Grit	coarse		medium		fine			
 Color	violet		petrol		lime			
 rec.	7 500 - 10 000 RPM		7 500 - 10 000 RPM		5 000 - 7 500 RPM			
 max.	10 000 RPM		10 000 RPM		10 000 RPM			
 Box of:	3							
<b>N</b> Pressure:	0,3 - 2N							
Shank:	HP, stainless steel							



ALL CERAMIC DIAMOND POLISHERS

**KENDA HIGH END** 

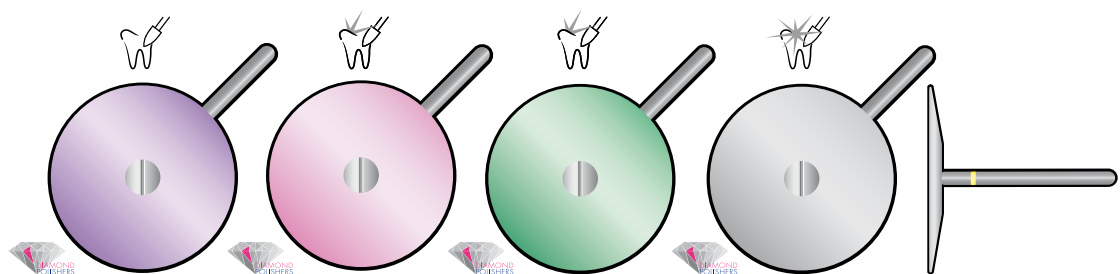
4-step diamond polishing system






The power disc represents a new dimension for the complete treatment on pressed ceramic and zirconia trimming, smoothing, finishing and high shine polishing.


The special geometry of the disc allows better access to the interdental areas. The extra coarse disc is ideal for fast trimming and smoothing of pressed ceramic and zirconia.



Set REF 626



REF	reorder	626-C	626-M	626-F	626-XF
ISO		872 104 303 534 260	862 104 303 524 260	852 104 303 514 260	832 104 303 504 260
	Size Ø × L mm	26 × 2	26 × 2	26 × 2	26 × 2
	Grit	coarse	medium	fine	extra-fine
	Color	violet	pink	green	grey
	rec.	7 500 - 10 000 RPM	7 500 - 10 000 RPM	7 500 - 10 000 RPM	5 000 - 7 500 RPM
	max.	10 000 RPM	10 000 RPM	10 000 RPM	10 000 RPM

-  Box of: 1
- N** Pressure: 0,3 - 2N
- Shank: HP, stainless steel


ACRYLIC DENTURE POLISHERS

# KENDA QUEEN


## 2-step finishing and polishing system

Green: Ideal for contouring of partial and full dentures as well as orthodontic appliances.

Black: Ideal for fast smoothing and polishing of partial and full dentures as well as orthodontic appliances.



<b>REF</b> reorder	9008	9009	9010	9011	9012	9013	9014	9015	9016
<b>ISO</b> 658 104...	245 533 125	144 533 125	237 533 120	201 533 150	012 533 150	114 533 085	204 533 100	243 533 100	213 533 065
Size Ø x L mm	12,5 x 22	12,5 x 15	12 x 17	15 x 18	15 x 18	8,5 x 18	10 x 24,5	10 x 18	6,5 x 17
Grit	coarse								
Color	green								
rec.	10 000 - 15 000 RPM								
max.	15 000 RPM								



<b>REF</b> reorder	7008	7009	7010	7011	7012	7013	7014	7015	7016
<b>ISO</b> 658 104...	245 523 125	144 523 125	237 523 120	201 523 150	012 523 150	114 523 085	204 523 100	243 523 100	213 523 065
Size Ø x L mm	12,5 x 22	12,5 x 15	12 x 17	15 x 18	15 x 18	8,5 x 18	10 x 24,5	10 x 18	6,5 x 17
Grit	medium								
Color	black								
rec.	10 000 - 15 000 RPM								
max.	15 000 RPM								

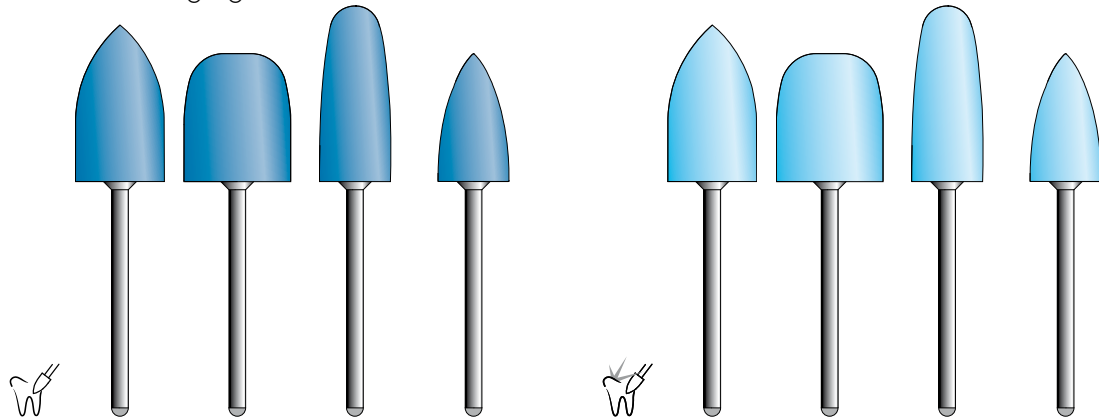
Box of: 6, 12, 25, 100  
**N** Pressure: 0,3 - 2N  
 Shank: HP, stainless steel






DENTURE POLISHERS

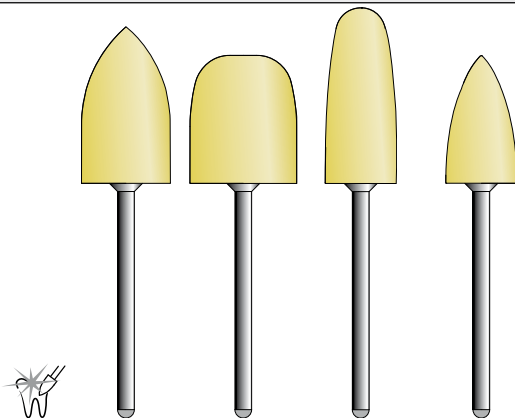
# KENDA ACRYLIC BLUE






## 3-step polishing system


Blue: ideal for fast trimming of acrylics  
 Light blue: ideal for fast smoothing of acrylics  
 Ochre: ideal for a high gloss finish



<b>REF</b> reorder	8308	8311	8314	8315	8408	8411	8414	8415	
<b>ISO</b> 638 104 ...	245 543 125	201 543 150	204 543 100	243 543 100	638 104 ...	245 523 125	201 523 150	204 523 100	243 523 100
 Size Ø x L mm	12,5 x 22	15 x 18	10 x 24,5	10 x 18	12,5 x 22	15 x 18	10 x 24,5	10 x 18	
 Grit	very coarse				medium				
 Color	blue				light blue				
 rec.	10 000 - 15 000 RPM				10 000 - 15 000 RPM				
 max.	15 000 RPM				15 000 RPM				



<b>REF</b> reorder	8508	8511	8514	8515
<b>ISO</b> 638 104 ...	245 503 125	201 503 150	204 503 100	243 503 100
 Size Ø x L mm	12,5 x 22	15 x 18	10 x 24,5	10 x 18
 Grit	extra-fine			
 Color	ochre			
 rec.	5 000 - 10 000 RPM			
 max.	15 000 RPM			

 Box of: 6, 12, 25, 100  
**N** Pressure: 0,3 - 2N  
 Shank: HP, stainless steel

POLISHERS FOR FLEXIBLE DENTURES

# KENDA BESTFLEX

## 1-step polishing system

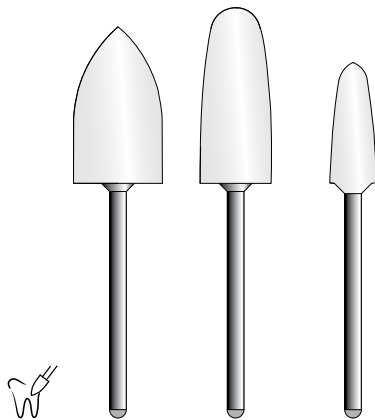
For polishing of all nylon based flexible dentures.







Recommendation:

For high shine use KENDA 244-BLUE polishing paste and SLIMLINE brush.



Set REF 6500



<b>REF</b> reorder	6508	6514	6516
<b>ISO</b> 658 104 ...	245 533 125	204 533 100	213 533 065
 Size Ø x L mm	12,5 x 22	10 x 24,5	6,5 x 17
 Grit	coarse		
 Color	white grey		
 rec.	10 000 - 15 000 RPM		
 max.	15 000 RPM		
 Box of:	6, 12, 25, 100		
<b>N</b> Pressure:	0,3 - 2N		
Shank:	HP, stainless steel		

POLISHERS FOR FLEXIBLE DENTURES

# KENDA RED

## 1-step polishing system

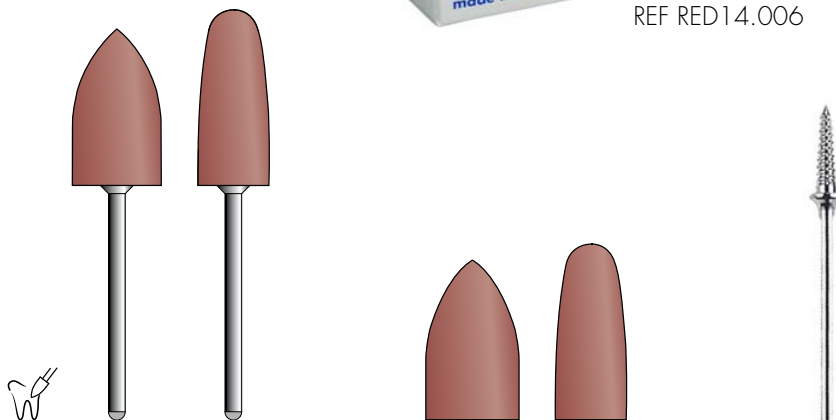
For adjusting and polishing dentures and flexible partials on chrome cobalt alloys without damaging the alloy, mounted and unmounted.

Recommendation:

For high shine use KENDA 244-BLUE polishing paste and SLIMLINE brush.



REF RED14.006



<b>REF</b> reorder	RED 8	RED 14		10008	10014	301-L
<b>ISO</b> 658 104 ...	245 523 125	204 523 100	658 900 ...	245 523 125	204 523 100	
<b>Size</b> Ø × L mm	12,5 × 22	10 × 24,5		12,5 × 22	10 × 24,5	5 × 13
<b>μ</b> Grit	medium			medium		
<b>Color</b>	red			red		
<b>rec.</b>	10 000 - 15 000 RPM			10 000 RPM		
<b>max.</b>	15 000 RPM			15 000 RPM		
<b>Box of:</b>	6, 12, 25, 100					
<b>N</b> Pressure:	0,3 - 2N					
Shank:	HP, stainless steel					

ACRYLIC DENTURE FINISHING SET

# KENDA YELLOW LINE


Y-014: ideal for eliminating pressure spots fast and efficient.







Y-018: the rounded edges of the instrument make it possible to smooth without grooves, welts and crusts.

Y-019: super flexible brush – disc for the cleaning and polishing of the interdental areas.



Set REF Y-000



<b>REF</b> reorder	Y-018	Y-014	Y-019
<b>ISO</b> 638 104 ...	056 523 150	204 523 100	543 523 190
 Size Ø x L mm	15 x 10	10 x 24,5	19 x 0,5
 Grit	medium		
 Color	yellow		
 rec.	7 500 - 10 000 RPM		
 max.	10 000 RPM		
 Box of:	3		
<b>N</b> Pressure:	0,3 - 2N		
Shank:	HP, stainless steel		

METAL POLISHERS


# KENDA GRASS-GREEN






## 1-step polishing system

ideal for smoothing and polishing of metals and acrylics.



REF 11014.006



<b>REF</b> reorder	11008	11011	11014	11017
<b>ISO</b> 638 104 ...	245 513 125	201 513 150	204 513 100	114 513 125
 Size Ø × L mm	12,5 × 22	15 × 18	10 × 24,5	12,5 × 16,5
$\mu$ Grit	fine			
 Color	grass-green			
 rec.	10 000 - 15 000 RPM			
 max.	15 000 RPM			
 Box of:	6, 12, 25, 100			
<b>N</b> Pressure:	0,3 - 2N			
Shank:	HP, stainless steel			

METAL POLISHERS

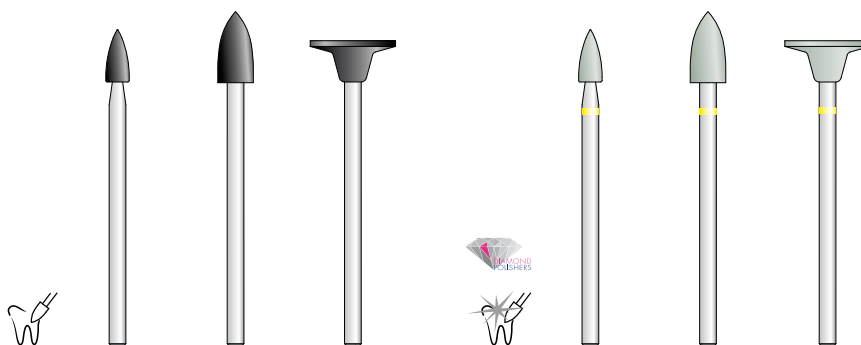
# KENDA PRECIOUS UNIVERSAL METALS, HP






## 2-step polishing system

2-step polishing system for all alloys of precious and semiprecious metals, CrCo and titanium alloys, HP. Black pre-polisher for smoothing and the green diamond polisher for highest gloss.



Set REF 741



<b>REF</b> reorder	1006HP	1008HP	1014HP		1106HP	1108HP	1114HP
<b>ISO</b> 652 104 ...	243 524 030	243 524 050	041 524 120	832 104 ...	243 504 030	243 504 050	041 504 120
 Size Ø x L mm	3 x 7	5 x 10	12 x 2		3 x 7	5 x 10	12 x 2
$\mu$ Grit	medium				extra-fine		
 Color	black				green		
 rec.	7 500 - 10 000 RPM				5 000 - 7 500 RPM		
 max.	10 000 RPM				10 000 RPM		
 Box of:	6, 12, 25, 100						
<b>N</b> Pressure:	0,3 - 2N						
Shank:	HP, stainless steel						



CERAMIC POLISHERS

# KENDA DIAGUM, HP


## 2-step polishing system







2-step polishing system for all types of ceramic.

Grey pre-polisher for contouring and smoothing. Dark rosa hi-shine polisher to achieve rapidly a high lustre and natural aesthetics due to its content of ultra-fine diamonds.



Set REF 78 1



<b>REF</b> reorder	6106HP	6108HP	6110HP	6114HP		X006HP	X008HP	X010HP	X014HP
<b>ISO</b> 652 104 ...	243 534 030	243 534 050	041 534 120	041 534 120	822 104 ...	243 494 030	243 494 050	041 494 120	041 494 120
 Size Ø×L mm	3×7	5×10	12×2,5	12×2		3×7	5×10	12×2,5	12×2
 Grit	coarse					ultra fine			
 Color	grey					dark rosa			
 rec.	7 500 - 10 000 RPM					5 000 - 7 500 RPM			
 max.	10 000 RPM					10 000 RPM			
 Box of:	6, 12, 25, 100								
<b>N</b> Pressure:	0,3 - 2N								
Shank:	HP, stainless steel								

COMPOSITE HYBRID POLISHERS

# KENDA HYBRID, HP

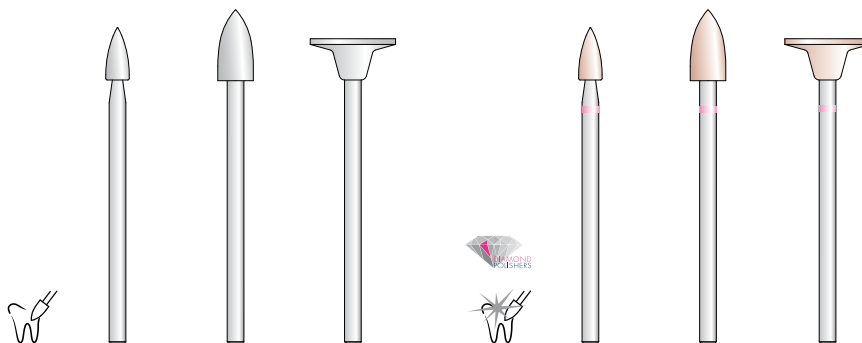
## 2-step polishing system






2-step polishing system for all composite materials.

Whitish grey pre-polisher for contouring and smoothing, pale pink diamond polisher for high gloss on composites.



Set REF 791




<b>REF</b> reorder	0006HP	0008HP	0014HP		0106HP	0108HP	0114HP
<b>ISO</b> 632 104 ...	243 524 030	243 524 050	041 524 120	822 104 ...	243 494 030	243 494 050	041 494 120
 Size Ø x L mm	3 x 7	5 x 10	12 x 2		3 x 7	5 x 10	12 x 2
$\mu$ Grit	medium				ultra-fine		
 Color	whitish grey				pale pink		
 rec.	7 500 - 10 000 RPM				5 000 - 7 500 RPM		
 max.	10 000 RPM				10 000 RPM		
 Box of:	6, 12, 25, 100						
<b>N</b> Pressure:	0,3 - 2N						
Shank:	HP, stainless steel						






PRECIOUS ALLOYS


# KENDA UNIVERSAL, HP






## 2-step polishing system


Ideal for polishing gold and semi precious alloys and composites.  
Brown prepolishing, green high-shine polishing.



<b>REF</b> reorder	2106HP	2109HP	2110HP	2111HP	2112HP	2114HP
<b>ISO</b> 652 104...	243 524 030	303 524 120	041 524 120	243 524 055	292 524 050	041 524 120
 Size Ø x L mm	3 x 7	12 x 3	12 x 2,5	5,5 x 13	5 x 16	12 x 2
 Grit	medium					
 Color	brown					
 rec.	10 000 - 15 000 RPM					
 max.	15 000 RPM					



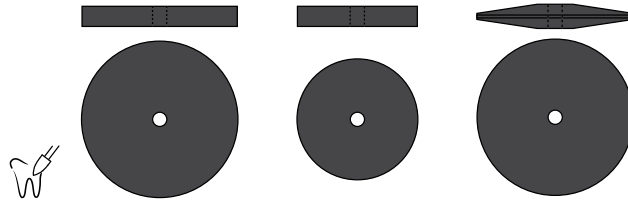
<b>REF</b> reorder	3106HP	3109HP	3110HP	3111HP	3112HP	3114HP
<b>ISO</b> 652 104...	243 514 030	303 514 120	041 514 120	243 514 055	292 514 050	041 514 120
 Size Ø x L mm	3 x 7	12 x 3	12 x 2,5	5,5 x 13	5 x 16	12 x 2
 Grit	fine					
 Color	green					
 rec.	10 000 RPM					
 max.	15 000 RPM					

 Box of: 6, 12, 25, 100  
**N** Pressure: 0,3 - 2N  
 Shank: HP, stainless steel

METAL POLISHERS UNMOUNTED

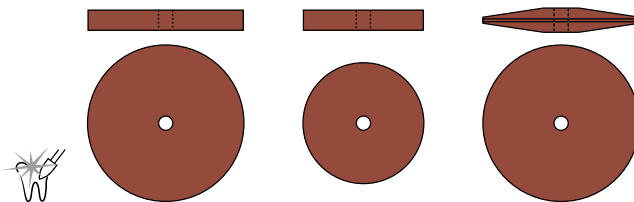
## KENDA WHEEL & KNIFE

Universal polisher, for polishing all alloys and acrylic dentures.



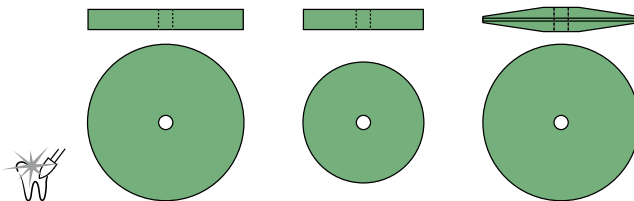
<b>REF</b> reorder	1522-R	1517-R	1522-L
<b>ISO</b> 658 900 ...	372 523 220	372 523 170	303 523 220
Size Ø × L mm	22 × 3	17 × 3	22 × 3
$\mu$ Grit	medium		
Color	black		
rec.	20 000 RPM		
max.	20 000 RPM		

Gold Prepolisher, for gold and semi precious alloys.



<b>REF</b> reorder	2522-R	2517-R	2522-L
<b>ISO</b> 658 900 ...	372 513 220	372 513 170	303 513 220
Size Ø × L mm	22 × 3	17 × 3	22 × 3
$\mu$ Grit	fine		
Color	brown		
rec.	20 000 RPM		
max.	20 000 RPM		

Gold Hi-shine Polisher, for hi-shine on gold and semi precious alloys.

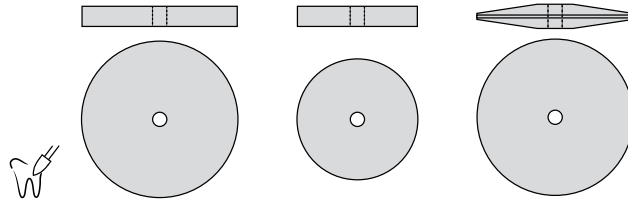


<b>REF</b> reorder	3522-R	3517-R	3522-L
<b>ISO</b> 658 900 ...	372 503 220	372 503 170	303 503 220
Size Ø × L mm	22 × 3	17 × 3	22 × 3
$\mu$ Grit	extra-fine		
Color	green		
rec.	10 000 RPM		
max.	20 000 RPM		
Box of:	10, 100		
<b>N</b> Pressure:	0,3 - 2N		

CERAMIC / TITANIUM POLISHERS UNMOUNTED

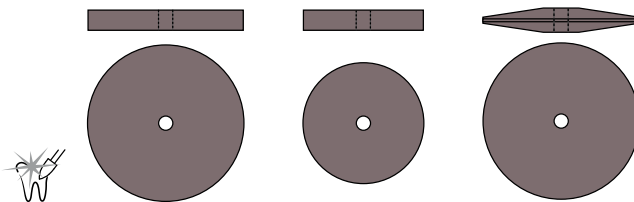
# KENDA WHEEL & KNIFE

Ceramic Prepolisher, smoothes the surface.



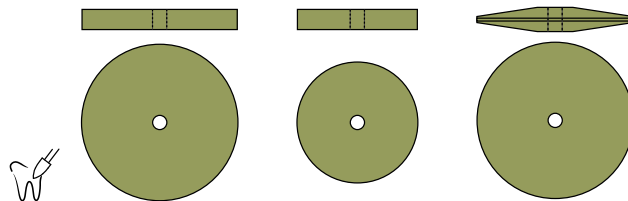
<b>REF</b> reorder	6522-R	6517-R	6522-L
<b>ISO</b> 658 900 ...	372 533 220	372 533 170	303 533 220
Size Ø × L mm	22 × 3	17 × 3	22 × 3
$\mu$ Grit	coarse		
Color	light grey		
rec.	20 000 RPM		
max.	20 000 RPM		

Ceramic Hi-shine Polisher for final shine.



<b>REF</b> reorder	7522-R	7517-R	7522-L
<b>ISO</b> 658 900 ...	372 513 220	372 513 170	303 513 220
Size Ø × L mm	22 × 3	17 × 3	22 × 3
$\mu$ Grit	fine		
Color	pale pink		
rec.	10 000 RPM		
max.	20 000 RPM		

Titanium polisher, eliminates scratches and smoothes all titanium surfaces



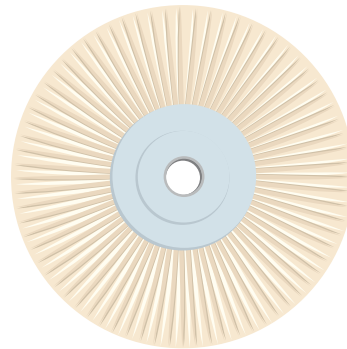
<b>REF</b> reorder	9522-R	9517-R	9522-L
<b>ISO</b> 658 900 ...	372 533 220	372 533 170	303 533 220
Size Ø × L mm	22 × 3	17 × 3	22 × 3
$\mu$ Grit	coarse		
Color	oliv		
rec.	20 000 RPM		
max.	20 000 RPM		
Box of:	10, 100		
<b>N</b> Pressure:	0,3 - 2N		



LAB HIGH SHINE POLISHING PASTE

# KENDA 244 BLUE

Ideal for high shine polishing of flexible partials as well as full dentures. Also for composites, gold and chrome cobalt, in a stick with approx. 75 ml contents.

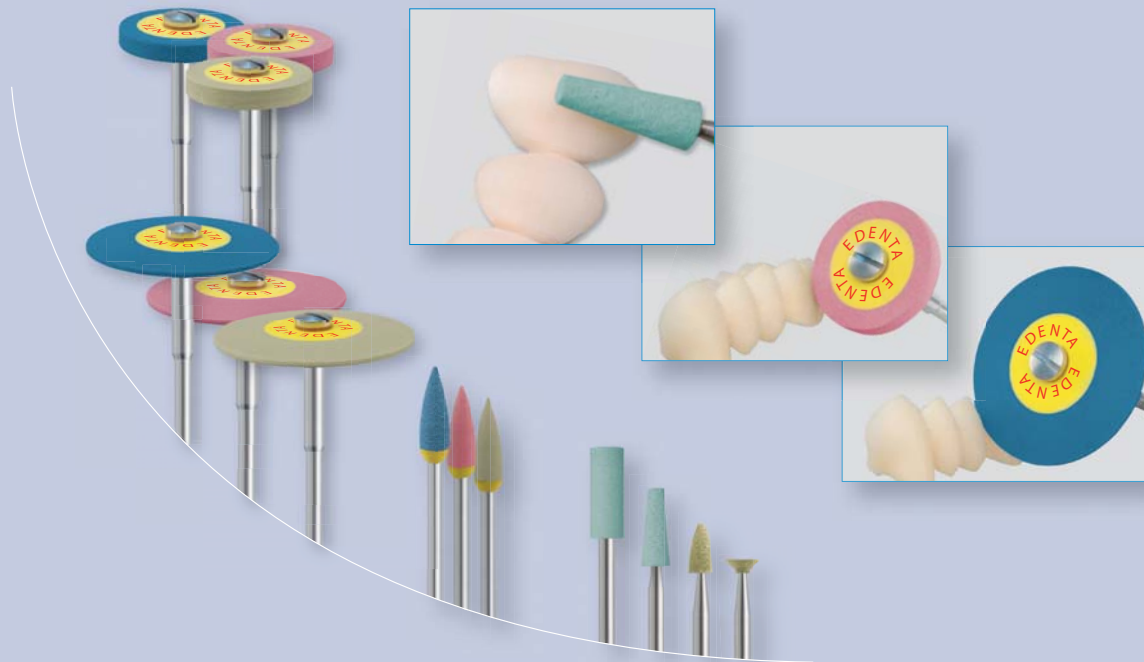
For best hi-shine finish use KENDA SLIMLINE brush made of goat hair bristles and micro fiber leather insole, diameter 48mm, unmounted.



<b>REF</b> reorder	244-BLUE	406
 Size	75 ml	48x5 mm
 Box of:	1, 3	6

# All-Ceramic

Zirconia LAB-Restorations



## All-ceramic ZrO<sub>2</sub> preparation using rotary instruments without water cooling

A prerequisite for highly durable restorations is material-specific preparation of the sintered ceramic that protects the material properties and prevents microcracks. These are caused by conversion of the ceramic structure due to overheating of the material as a result of using incorrect preparation instruments. Conventional instruments are, unsuitable for ZrO<sub>2</sub>, due to their inefficient removal of structure, overheating and too short a service life. For optimal preparation of zirconia all-ceramic material use special rotary instruments specifically developed by EDENTA for this purpose.

# CeraPro, StarGloss

All-Ceramic LAB-Processing Technique w/o water cooling





CeraPro ceramic trimmer for refinishing such as minor adjustments to the contours when fitting sintered ceramic restorations, to facings and press-on ceramic as well as to zirconia or aluminium oxide all-ceramic with subsequent smoothing and high-lustre polishing using StarGloss polishers, without polishing paste or renewed glaze firing ( 1-6 )



1 Contouring (8005.03 5HP)

2 Polishing (R1 540HP) ZrO2 framework



3 Contouring (8001.0 50HP)

4 Polishing (R10 40HP) ZrO2 crown

**CeraPro**


opt. 12.000  
10.000 - 15.000  
1



L mm	13,0	11,0	3,0	7,0	7,0	2,0	8,0
Size $\varnothing$ 1/10 mm	050	040	150	120	035	050	040
Order No.	8001.050HP	8002.040HP	8003.150HP	8004.120HP	8005.035HP	8006.050HP	8007.040HP
ISO No. 805 104...	107 524 050	173 524 040	372 524 150	024 524 120	248 524 035	010 524 050	198 524 040

**StarGloss**

1



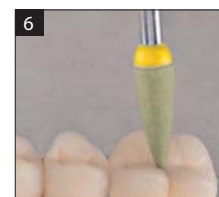
L mm	2,5	14,0	2,0	2,5	14,0	2,0
Size $\varnothing$ 1/10 mm	170	040	260	170	040	260
Order No.	R1020HP	R2020HP	R1520HP	R1030HP	R2030HP	R1530HP
ISO No. 803 104...	372 533 170	243 533 040	303 533 260	372 523 170	243 523 040	303 523 260
Step	1			2		
	15.000			5.000		

**StarGloss**

1



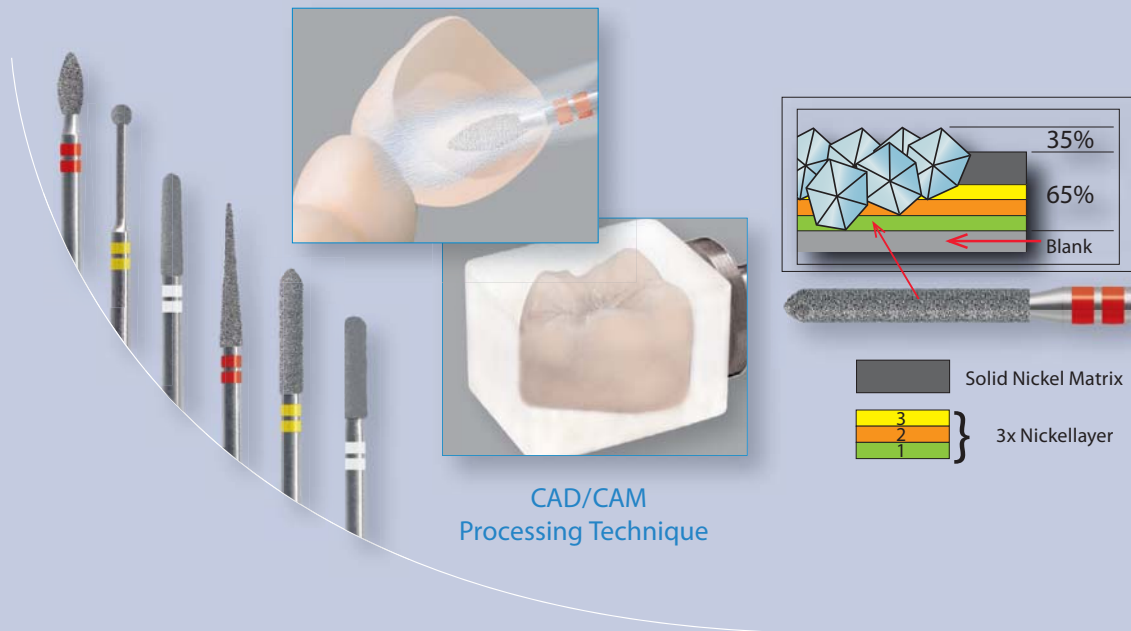
L mm	2,5	14,0	2,0
Size $\varnothing$ 1/10 mm	170	040	260
Order No.	R1040HP	R2040HP	R1540HP
ISO No. 803 104...	372 513 170	243 513 040	303 513 260
Step	3		
	7.000		5.000





# All-Ceramic

Zirconia LAB-Restorations with laboratory airturbine and water cooling



## All-ceramic ZrO<sub>2</sub> preparation with diamond instruments using water cooling

A prerequisite for highly durable restorations is material-friendly preparation of the sintered ceramic in order to avoid microcracks and ceramic splitting off. Large surface areas should no longer be prepared, but only essential, minor fitting adjustments using special K-Diamond rotary instruments with water cooling. The 3-phase multilayer technology in combination with a newly developed solid nickel matrix guarantees a high abrasive capacity with maximum service life. The grit size of the diamond instruments has been specifically designed to avoid removal of ceramic particles to ensure that there is no risk to the long-term durability of the allceramic restoration.


# K-Diamonds

All-Ceramic LAB-Processing Technique with laboratory airturbine and water cooling

Multilayer diamond instruments for preparing sintered zirconia or aluminium oxide all-ceramic restorations.

**K-Diamonds**

200.000  
5



Shank	L mm	ISO	Order No.	5,5	8,0	11,5	10,0	8,0
FG	..	K806314263 514...	KF369.314...	025				
	..	K806314263 504...	KC369.314...	025				
	oo	K806314263 494...	KUF369.314...	025				
	..	K806314697 514...	KF801L.314...		014			
	..	K806314697 504...	KC801L.314...		014			
	oo	K806314697 494...	KUF801L.314...		014			
	..	K806314198 514...	KF856.314...			016		
	..	K806314198 504...	KC856.314...			016		
	oo	K806314198 494...	KUF856.314...			016		
	..	K806314167 514...	KF859L.314...				010	
	..	K806314167 504...	KC859L.314...				010	
	oo	K806314167 494...	KUF859L.314...				010	
	..	K806314290 514...	KF879.314...					014
	..	K806314290 504...	KC879.314...					014
	oo	K806314290 494...	KUF879.314...					014
	..	K806314141 514...	KF881.314...					016
	..	K806314141 504...	KC881.314...					016
	oo	K806314141 494...	KUF881.314...					016

## Fitting the sintered zircon oxide framework


By trimming the high spots with diamond instruments.  
For trimming and adjusting sintered /hot isostatically pressed (HIP) zircon oxide using a laboratory turbine and cooling with water.



**356 FGXL**

Diamond-Cone cutter, round end

150.000  
3



L	mm	13,0	13,0	13,0	13,0
	↘	2°	2°	2°	2°
	ISO	Order No.			
	806 316 200 524...	356.316...	023		
	806 316 200 514...	F 356.316...		023	
Shank	806 316 200 504...	C 356.316...			023
316 FG ? 1,60 mm	806 316 200 494...	UF356.316...			023


## MT Milling Diamonds

For use in a milling machine with air turbine and water cooling when milling all-ceramic primary telescopes, telescopic implant components, all-ceramic abutments and zircon oxide primary copings with optimum surface quality.

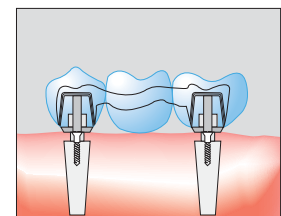
**364 FGXL**

Diamond-Parallel cutter, round end

150.000  
3



L	mm	8,0	8,0	8,0	8,0
	↘	0°	0°	0°	0°
	ISO	Order No.			
	806 316 137 524...	364.316...	010		
	806 316 137 514...	F 364.316...		010	
Shank	806 316 137 504...	C 364.316...			010
316 FG ? 1,60 mm	806 316 137 494...	UF364.316...			010



# SuperMax

Sintered Diamond with resinoid bonding

SuperMax –Sinter diamond with resinoid bonding for rough cut without heat build-up in the framework used for preparing porcelain, all-ceramic, ZrO2 ceramic, bonding alloys, CrCoMo and titanium alloys.



1 Contouring vestibular surface

2 Preparing margins ZrO2



3 Smoothing castings

4 Preparing CrCo alloy bars



5 Separating ZrO2 frameworks

6 Separating porcelain facings

### Attention

Do not use the same SuperMax instrument for metal and ceramic

**SuperMax**


10.000-15.000  
1



L mm	3,0	3,5	6,0	1,0
Shank Size Ø 1/10	140	180	180	220
HP	Order No.	9001.140HP	9002.180HP	9003.180HP
		• opt. 3.000	• G9002.180HP	9004.220HP
		• opt. 3.000	• SG9002.180HP	
		• SG9001.140HP	• SG9002.180HP	
		• Green ring coarse		
		• Black ring super coarse		

**SuperMax**


10.000-15.000  
1



L mm	18,0	3,5	2,5	1,5
Shank Size Ø 1/10	060	220	220	220
HP	Order No.	9005.060HP	9006.220HP	9007.220HP
				9009.220HP

### CLEANING STONE

L mm	100 mm
ISO	
Order No.	9920
	1



**370**

For contouring the surface

5



### Contouring composite occlusal surfaces

Even though composite filling material can be sculpted very close to its final form, sometimes the contours of the restoration have to be finalized with rotary instruments to create correct primary occlusal anatomy.

Shank	L mm	6,0	
	<b>ISO</b>	<b>Order No.</b>	
<b>FG</b>	• 806 314 507 534...	G 370.314...	023
	• 806 314 507 514...	F 370.314...	023
	• 806 314 507 504...	C 370.314...	023

**970**

Occlusal Shaping and Contouring

5



Shank	L mm	1,6	
	<b>ISO</b>	<b>Order No.</b>	
<b>FG</b>	• 806 313 463 524...	970.313...	023
	• 806 313 463 514...	F 970.313...	023

**980**

Occlusal Shaping and Contouring

5



Shank	L mm	1,6	
	<b>ISO</b>	<b>Order No.</b>	
<b>FG</b>	• 806 313 463 524...	980.313...	027
	• 806 313 463 514...	F 980.313...	027

**985**

Occlusal Shaping and Contouring

5



Shank	L mm	1,7	
	<b>ISO</b>	<b>Order No.</b>	
<b>FG</b>	• 806 313 463 524...	985.313...	031
	• 806 313 463 514...	F 985.313...	031

	Filling process	Standard	- 126µm ISO No. 524
		• Yellow ring superfine	- 20µm ISO No. 504
		• Red ring fine	- 40µm ISO No. 514
		• Green ring coarse	- 151µm ISO No. 534

**COMPOSITE POLISHERS**

**DiaGloss**

10.000 - 12.000  
6/100



- 1. Step: Finisher (pink) abrasive polishing
- 2. Step: Polisher (white) high - gloss polishing

L mm	10,0	6,0	10,0	1,0
Size ? 1/10 mm	050	030	060	100
Order No.	1932RA	1933RA	1935RA	1938RA
ISO No. 802 204...	243 532 050	243 532 030	030 532 060	303 532 100
Step	1			

L mm	10,0	6,0	10,0	1,0
Size ? 1/10 mm	050	030	060	100
Order No.	19032RA	19033RA	19035RA	19038RA
ISO No. 802 204...	243 522 050	243 522 030	030 522 060	303 522 100
Step	2			

**TopGloss**

5.000 - 7.000  
6/100



Diamond - impregnated micro - polisher for high - gloss polishing of all composite and compomere fillings.

L mm	10,0	6,0	10,0	1,0
Size ? 1/10 mm	050	030	060	100
Order No.	20032RA	20033RA	20035RA	20038RA
ISO No. 802 204...	243 521 050	243 521 030	030 521 060	303 521 100

L mm	10,0	6,0	10,0	1,0
Size ? 1/10 mm	050	030	060	100
Order No.	20032RA	20033RA	20035RA	20038RA
ISO No. 802 204...	243 521 050	243 521 030	030 521 060	303 521 100

**Exa Special**

5.000  
12/100



The ideal polisher for all micro-filler composites.

L mm	10,0	6,0	10,0
Size ? 1/10 mm	050	030	060
Order No.	0732RA	0733RA	0735RA
ISO No. 658 204...	243 516 050	243 516 030	030 516 060

L mm	10,0	6,0	10,0
Size ? 1/10 mm	050	030	060
Order No.	0732RA	0733RA	0735RA
ISO No. 658 204...	243 516 050	243 516 030	030 516 060

**Exa Composite**

5.000  
12/100



The universal macrofiller composite polisher. Produces a perfect finish without damaging the enamel.

L mm	10,0	10,0
Size ? 1/10 mm	050	060
Order No.	0832RA	0835RA
ISO No. 658 204...	243 523 050	030 523 060

**Flexi-Snap**

max. 15.000  
empf. 10.000 - 12.000  
50, \* 6

Polishing disks for creating a natural high-lustre on all composite materials.



Size ? mm	12	8	12	8	12	8	12	8
Order No.	1260UM	1261UM	1270UM	1271UM	1280UM	1281UM	1290UM	1291UM
Grit	coarse		medium		fine		ultra - fine	
active surface	single side		double side		double side		double side	
Application	pre - grinding		smoothing		pre - polishing		high - shine polishing	

Size ? mm	12	8	12	8	12	8	12	8
Order No.	1260UM	1261UM	1270UM	1271UM	1280UM	1281UM	1290UM	1291UM
Grit	coarse		medium		fine		ultra - fine	
active surface	single side		double side		double side		double side	
Application	pre - grinding		smoothing		pre - polishing		high - shine polishing	



Order No. 1295SO

Kit contains 20 polishers of each grit, incl. 2 mandrels



50

**CeraGloss**

10.000 - 12.000  
6

L mm	10,0	6,0	10,0	10,0	6,0	10,0	10,0	6,0	10,0
Size $\varnothing$ 1/10 mm	050	030	060	050	030	060	050	030	060
Order No.	332RA	333RA	335RA	3032RA	3033RA	3035RA	30032RA	30033RA	30035RA
ISO No. 802 204...	243 533 050	243 533 030	030 533 060	243 523 050	243 523 030	030 523 060	243 513 050	243 513 030	030 513 060
Step	1			2			3		

3 - step diamond polishing system suitable for all porcelain fillings, partial and full-crown restorations.

**StarGloss**

10.000 - 12.000  
6

L mm	10,0	7,0	6,0	10,0	7,0	6,0	10,0	7,0	6,0
Size $\varnothing$ 1/10 mm	040	060	100	040	060	100	040	060	100
Order No.	R2520RA	R2620RA	R2720RA	R2530RA	R2630RA	R2730RA	R2540RA	R2640RA	R2740RA
ISO No. 803 204...	243 533 040	030 533 060	304 533 100	243 523 040	030 523 060	304 523 100	243 513 040	030 513 060	304 513 100
Step	1			2			3		

3 - step diamond polishing system suitable for all porcelain fillings, partial and full-crown restorations.

**Exa Cerapol**

10.000, d 5.000  
12/100

L mm	10,0	10,0	10,0	10,0
Size $\varnothing$ 1/10 mm	050	060	050	060
Order No.	0352RA	0355RA	0362RA	0365RA
ISO No. 658 204...	243 525 050	030 525 060	243 515 050	030 515 060
Step	1		2	

2 - step finishing and polishing system suitable for all porcelain fillings, partial and full-crown restorations.

PRECIOUS ALLOY POLISHERS

**Alphaflex**

max. FG 15.000  
max. RA 7.000  
12/100

L mm	10,0	6,0	10,0	6,0	9,5	10,0	6,0	10,0	6,0	9,5
Size $\varnothing$ 1/10 mm	050	030	060	030	060	050	030	060	030	060
Order No.	0032RA	0033RA	0035RA	0053FG	0055FG	0132RA	0133RA	0135RA	0153FG	0155FG
ISO No. 658 204...	243 513 050	243 513 030	030 513 060			243 503 050	243 503 030	030 503 060		
ISO No. 658 314...				243 513 030	030 513 060				243 503 030	030 503 060
Step	1					2				

2 - step finishing and polishing system suitable for gold, amalgam and composite. High-grade polishing without damaging the enamel.

UNIVERSAL POLISHERS

**Exa Intrapol**

7.000  
12/100

L mm	10,0	6,0	10,0
Size $\varnothing$ 1/10 mm	050	030	060
Order No.	0532RA	0533RA	0535RA
ISO No. 658 204...	243 524 050	243 524 030	030 524 060

Universal polisher, suitable for composites.

**Exa Dental**

7.000  
12/100

L mm	10,0	6,0	10,0
Size $\varnothing$ 1/10 mm	050	030	060
Order No.	0432RA	0433RA	0435RA
ISO No. 658 204...	243 514 050	243 514 030	030 514 060

Universal polisher, suitable for all alloys.

## AMALGAM POLISHERS

### Amalgam Reducer

↻ 5,000  
📦 12/100




L mm	10,0	6,0	10,0
Size ø 1/10 mm	050	030	060
Order No.	0932RA	0933RA	0935RA
ISO No. 658 204...	243 534 050	243 534 030	030 534 060

Polishers impregnated with high-grade polishing agents suitable for rapid initial reduction and finishing of amalgam fillings.

### Cup Brush

↻ 2,000  
📦 12/100



L mm	6,0
Size ø 1/10 mm	060
Order No.	1258RA

Made from natural bristles and suitable for polishing amalgam and precious metal alloys with polishing paste.

## PROPHYLAXIS POLISHERS

### Prophylaxis

↻ 5,000  
📦 12/100



L mm	10,0	6,0	10,0	10,5	9,0
Size ø 1/10 mm	050	030	060	060	060
Order No.	1232RA	1233RA	1235RA	1238RA	1239RA
ISO No. 658 204...	243 512 050	243 512 030	030 512 060	034 512 060	034 511 060

Effective, yet gentle cleaning and polishing of natural teeth.

### Prophylaxis Cups

↻ 2,000  
📦 25/100  
\* 📦 6/100



L mm	9,0	5,0
Size ø 1/10 mm	060	050
Order No.	1250UM	4037RA
ISO No. 020 900...	034 000 060	
ISO No. 311 204...		607 372 050

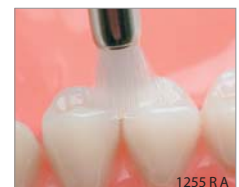
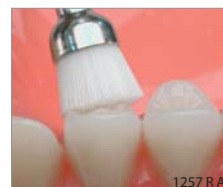
Polishers without abrasives for removing tooth accretions with polishing paste.

### Prophylaxis Brushlets

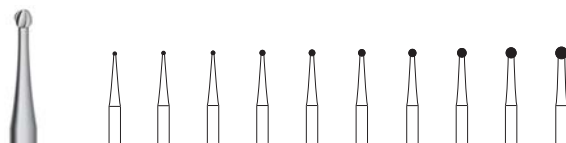
↻ 2,000  
📦 12/100



L mm	6,0	6,0	6,0
Size ø 1/10 mm	035	035	060
Order No.	1255RA	1256RA	1257RA




**C1**  
Round  
 ↻<sub>max</sub> RA 5.000 - 50.000  
 6



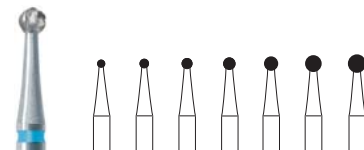
Shank	L mm	ISO	Order No.	005	006	008	010	012	014	016	018	021	023
Size			US No.	1/4	1/2	1	2	3	4	5	6	7	8
∅ <sub>10</sub> mm				005	006	008	010	012	014	016	018	021	023
RA		500 204 001 001...	C1.204...	005	006	008	010	012	014	016	018	021	023

**C1S**  
Round  
 ↻<sub>max</sub> FG 300.000  
 RA 50.000  
 6 / \* 5



Shank	L mm	ISO	Order No.	010	012	014	016	018	021	023
Size			US No.	2S	3S	4S	5S	6S	7S	8S
∅ <sub>10</sub> mm				010	012	014	016	018	021	023
FG		500 314 001 003...	C1S.314...	010	012	014	016	018	021	023
FGXL		500 316 001 003...	C1S.316...	010	012	014	016	018	021	023
RA		500 204 001 003...	C1S.204...	010	012	014	016	018	021	023
* RAL		500 205 001 003...	C1S.205...		012	014	016	018	021	023

**C1SX**  
Round  
 ↻<sub>max</sub> RA 100.000  
 6 / \* 5



Shank	L mm	ISO	Order No.	010	012	014	016	018	021	023
Size			US No.	2SX	3SX	4SX	5SX	6SX	7SX	8SX
∅ <sub>10</sub> mm				010	012	014	016	018	021	023
RA		500 204 001 190...	C1SX.204...	010	012	014	016	018	021	023
* RAL		500 205 001 190...	C1SX.205...		012	014	016	018	021	023

**C2**  
Inverted Cone  
 ↻<sub>max</sub> RA 50.000  
 6



Shank	L mm	ISO	Order No.	1	1,2	1,4	1,6	1,7
Size			US No.	010	012	014	016	018
∅ <sub>10</sub> mm				35	36	37	38	39
RA		500 204 010 001...	C2.204...	010	012	014	016	018

**C7**  
Pear  
 ↻<sub>max</sub> FG 300.000  
 RA 50.000  
 6



Shank	L mm	ISO	Order No.	1,8
Size			US No.	012
∅ <sub>10</sub> mm				332
FG		500 314 232 001...	C7.314...	012
RA		500 204 232 001...	C7.204...	012

**C7L**  
Pear long  
 ↻<sub>max</sub> FG 300.000  
 RA 50.000  
 6



Shank	L mm	ISO	Order No.	3,8	4,2	4,4
Size			US No.	010	012	014
∅ <sub>10</sub> mm				331L	332L	333L
FG		500 314 234 006...	C7L.314...	010	012	014
RA		500 204 234 006...	C7L.204...	010	012	014

**C21**  
Cylinder  
 ↻<sub>max</sub> FG 300.000  
 RA 50.000  
 6



Shank	L mm	ISO	Order No.	4,2	4,2	4,4
Size			US No.	010	012	014
∅ <sub>10</sub> mm				57	58	59
FG		500 314 107 006...	C21.314...	010	012	014
RA		500 204 107 006...	C21.204...	010	012	014

**C22**  
Adhesive remover  
 ↻<sub>max</sub> FG 160.000 - 300.000  
 RA 40.000  
 6



Shank	L mm	ISO	Order No.	5	5	8	5	8
Size			US No.	016	016	016	016	016
∅ <sub>10</sub> mm				016				
FG		500 314 194 001...	C22GK.314...	016				
FG		500 314 194 006...	C22AGK.314...			016		
FGL		500 315 194 006...	C22ALGK.315...				016	
RA		500 204 194 006...	C22AGK.204...				016	
RAL		500 205 194 006...	C22ALGK.205...					016

Reduction of adhesive residue with the adhesive remover.




Smooth dome-shaped instrument head for gingival protection.



Safety chamfer section to avoid flute forming.




# TC BURS

**C23R**  
Round End Tapered Fissure  
 $\curvearrowright$  max. RA 50.000  





Shank	L mm			4,2	4,4	4,4
Size		ISO	Order No.	012	014	016
$\varnothing_{10}$ mm			US No.	1171		1172
FG		500 204 194 006...	C23R.204...	012	014	016

**C31**  
Cylinder  
 $\curvearrowright$  max. FG 300.000  
 RA 50.000  





Shank	L mm			4,2
Size		ISO	Order No.	010
$\varnothing_{10}$ mm			US No.	557
FG		500 314 107 007...	C31.314...	010
RA		500 204 107 007...	C31.204...	010

**C33L**  
Tapered Fissure long  
 $\curvearrowright$  max. FGL 300.000  





Shank	L mm			6,0
Size		ISO	Order No.	010
$\varnothing_{10}$ mm			US No.	700L
FGL		500 315 171 007...	C33L.315...	010

**C36RS**  
Cylinder round  
 $\curvearrowright$  max. FG 300.000  




Shank	L mm			4,2
Size		ISO	Order No.	012
$\varnothing_{10}$ mm				
FG		500 314 137 293...	C36RS.314...	012

**C4AK**  
Crown Separator  
 $\curvearrowright$  FG 120.000 - 160.000  




Shank	L mm			2,1	2,1
Size		ISO	Order No.	010	012
$\varnothing_{10}$ mm					
FG		•• 500 314 138 019...	C4AK.314...	010	012

**C4AKL**  
Crown Separator long  
 $\curvearrowright$  FGL 120.000 - 160.000  




Shank	L mm			3,5
Size		ISO	Order No.	012
$\varnothing_{10}$ mm				
FGL		•• 500 315 139 019...	C4AKL.315...	012

**C34**  
Crown Separator  
 $\curvearrowright$  max. FG 160.000  



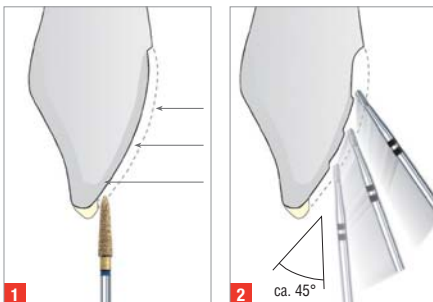

Shank	L mm			2,1	2,1
Size		ISO	Order No.	010	012
$\varnothing_{10}$ mm					
FG		•• 500 314 138 293...	C34.314...	010	012

**C34L**  
Crown Separator long  
 $\curvearrowright$  max. FGL 160.000  




Shank	L mm			3,5	3,5
Size		ISO	Order No.	010	012
$\varnothing_{10}$ mm					
FGL		•• 500 315 139 293...	C34L.315...	010	012

**C34 Kronentrenner • C34 Crown Separator • C34 Coupe Couronne**



**User recommendations:**

When cutting crowns and bridges the following should be observed:

- The veneer** should first be separated with a diamond instrument.
  - Crown material** reduction of the crown material layer, which means starting the procedure from top to bottom end several times.
- Speed: 120,000 - 160,000 rpm **Contact pressure:** 0.5 N

**5114RA - Sinter Diamond**  
Crown Separator  
RA 20.000  
1




**Removing an all-porcelain restoration**

Cut the restoration open along the length of the axial wall to the center of the occlusal surface or incisal edge using the disc.

Shank	L mm	0,5
Size	ISO	Order No.
Ø/10 mm		080
RA	807 204 370 523...	5114.204...
		080

**H1**  
Round  
max. FG 300.000  
5



Shank	L mm	-	-	-	-	-	-	-	-	-	-	
Size	ISO	Order No.	005	006	008	010	012	014	016	018	021	023
Ø/10 mm		US No.	¼	½	1	2	3	4	5	6	7	8
FG	500 314 001 001...	H1.314...	005	006	008	010	012	014	016	018	021	023

**H7**  
Pear  
max. FG 300.000  
5



Shank	L mm	1,6	1,7
Size	ISO	Order No.	008 010
Ø/10 mm		US No.	330 331
FG	500 314 232 001...	H7.314...	008 010

**H23L**  
Long Tapered Fissure  
max. FGL 300.000  
5



Shank	L mm	5,2
Size	ISO	Order No.
Ø/10 mm		US No.
FGL	500 314 171 006...	H23L.314...
		009

**H31**  
Cylinder  
max. FG 300.000  
5



Shank	L mm	4,2	4,2	4,2
Size	ISO	Order No.	009 010 012	
Ø/10 mm		US No.	556 557 558	
FG	500 314 107 007...	H31.314...	009 010 012	

**H31R**  
Cylinder round  
max. FG 300.000  
5




Shank	L mm	4,2	4,2
Size	ISO	Order No.	010 012
Ø/10 mm		US No.	1557 1558
FG	500 314 137 007...	H31R.314...	010 012



**TC46**  
Flame  
• 12 Blades

FG 300.000

6




Shank Size	L mm	ISO	Order No.	3,5	3,8
Ø <sub>10</sub> mm			US No.	7104	7106
<b>FG</b>			• 500 314 254 072... TC46.314...	014	018

**TC48L**  
Flame long

- 12 Blades
- 20 Blades
- 30 Blades

FG 300.000

6




Shank Size	L mm	ISO	Order No.	8,0
Ø <sub>10</sub> mm				012
<b>FG</b>			• 500 314 249 072... TC48L.314... • 500 314 249 042... TC48LF.314... • 500 314 249 032... TC48LUF.314...	012 012 012

**TC50**  
Interproximal

- 12 Blades

FG 300.000

6




Shank Size	L mm	ISO	Order No.	6,0
Ø <sub>10</sub> mm			US No.	7602
<b>FG</b>			• 500 314 465 071... TC50.314...	010

**TC132**  
Safe End

- 12 Blades
- 20 Blades
- 30 Blades

FG 300.000

6




Shank Size	L mm	ISO	Order No.	3,0
Ø <sub>10</sub> mm				008
<b>FG</b>			• 500 314 699 071... TC132.314... • 500 314 699 041... TC132F.314... • 500 314 699 031... TC132UF.314...	008 008 008

**TC134**  
Medium Point

- 12 Blades
- 20 Blades
- 30 Blades

FG 300.000

6




Shank Size	L mm	ISO	Order No.	6,0
Ø <sub>10</sub> mm				014
<b>FG</b>			• 500 314 164 071... TC134.314... • 500 314 164 041... TC134F.314... • 500 314 164 031... TC134UF.314...	014 014 014

**TC135**  
Long Point

- 12 Blades
- 20 Blades
- 30 Blades

FG 300.000

6




Shank Size	L mm	ISO	Order No.	9,0
Ø <sub>10</sub> mm				014
<b>FG</b>			• 500 314 166 071... TC135.314... • 500 314 166 041... TC135F.314... • 500 314 166 031... TC135UF.314...	014 014 014

**TC246**  
Flame

- 12 Blades

FG 300.000

6



Shank Size	L mm	ISO	Order No.	3,6	3,7
Ø <sub>10</sub> mm			US No.	7901	7903
<b>FG</b>			• 500 314 495 071... TC246.314...	009	012

**TC246L**  
Flame long

- 12 Blades

FG 300.000

6



Shank Size	L mm	ISO	Order No.	5,4
Ø <sub>10</sub> mm				012
<b>FG</b>			• 500 314 496 071... TC246L.314...	012

**TC284**  
Torpedo Parallel Bevel

- 12 Blades

FG 300.000

6




Shank Size	L mm	ISO	Order No.	10,0
Ø <sub>10</sub> mm				014
<b>FG</b>			• 500 314 290 072... TC284.314...	014

**TC284K**  
Torpedo • Curettage

- 12 Blades

FG 300.000

6



Shank Size	L mm	ISO	Order No.	10,0
Ø <sub>10</sub> mm				018
<b>FG</b>			• 500 314 299 072... TC284K.314...	018

**TC297**  
Modified Round End Cylinder

- 10 Blades

FG 300.000

6



Shank Size	L mm	ISO	Order No.	8,0
Ø <sub>10</sub> mm				012
<b>FG</b>			• 500 314 158 072... TC297.314...	012

**TC375R**  
Round End Taper

- 12 Blades
- FG 300.000
- 6



Shank Size	L mm	ISO	Order No.	8,0	8,0	8,0	8,0
Ø/10 mm				014	016	018	023
<b>FG</b>		• 500 314 198 072...	<b>TC375R.314...</b>	014	016	018	023

**TC378**  
Flat End Taper

- 12 Blades
- FG 300.000
- 6



Shank Size	L mm	ISO	Order No.	9,0
Ø/10 mm			US No.	016
<b>FG</b>		• 500 314 184 072...	<b>TC378.314...</b>	7205
				016

**TC379**  
Football

- 12 Blades
- 20 Blades
- FG 300.000
- 6



Shank Size	L mm	ISO	Order No.	3,1	3,5	4,2
Ø/10 mm				014	018	023
<b>FG</b>		• 500 314 277 072...	<b>TC379.314...</b>	014	018	023
		• 500 314 277 042...	<b>TC379F.314...</b>			023

**TC379GK**  
Football Safe-End

- 12 Blades
- FG 300.000
- 6



Shank Size	L mm	ISO	Order No.	3,1
Ø/10 mm				014
<b>FG</b>		• 500 314 279 072...	<b>TC379GK.314...</b>	014

**TC390**  
Flame

- 12 Blades
- FG 300.000
- 6



Shank Size	L mm	ISO	Order No.	3,7
Ø/10 mm				018
<b>FG</b>		• 500 314 274 072...	<b>TC390.314...</b>	018

**AMALGAM REMOVER**

**T7XL**  
Pear long

- FG 160.000
- 6



Shank Size	L mm	ISO	Order No.	3,8	4,2	4,4
Ø/10 mm				010	012	014
<b>FG</b>		506 314 234 019...	<b>T7XL.314...</b>	010	012	014

**T21XR**  
Cylinder round

- FG 160.000
- 6



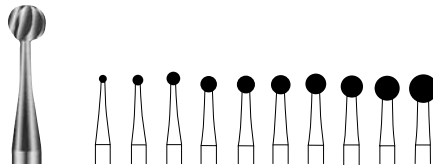
Shank Size	L mm	ISO	Order No.	4,2	4,2
Ø/10 mm				010	012
<b>FG</b>		506 314 137 019...	<b>T21XR.314...</b>	010	012

Large sections of fillings are removed quickly without temperature build-up. Special surface conditioning guarantees optimum material removal, preventing the instruments becoming smeared.



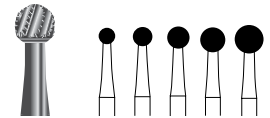
**SURGERY**

**C141**  
ALLPORT  
 ⌚<sub>max.</sub> 3.000  
 Shank 316, 160.000  
 📦 3



Shank Size	L mm	ISO	Order No.	010	014	018	023	025	027	029	031	035	040
HP	500	104 001 291...	C141.104...	010	014	018	023	025	027	029	031	035	040
RAXL	500	206 001 291...	C141.206...	010	014	018	023	025	027	029	031	035	040
RAL	500	205 001 291...	C141.205...	010	014	018	023	025	027	029	031	035	040
FGXL	500	316 001 291...	C141.316...	010	014	018	023						

**C141A**  
ALLPORT  
 ⌚<sub>max.</sub> 3.000  
 📦 3



Shank Size	L mm	ISO	Order No.	023	027	031	035	040
HP	500	104 001 298...	C141A.104...	023	027	031	035	040
RAXL	500	206 001 298...	C141A.206...	023	027	031	035	040
RAL	500	205 001 298...	C141A.205...	023	027	031	035	040

**C151**  
Speciality Cutter  
 ⌚<sub>max.</sub> 160.000  
 📦 3



Shank Size	L mm	ISO	Order No.	11,0	015
FGXL	500	316 199 336...	C151.316...	015	015
FGXXL	500	317 199 336...	C151.317...		015

**C161**  
Bone Cutter  
LINDENMANN  
 ⌚<sub>max.</sub> 3.000  
 Shank 316, 160.000  
 📦 3



Shank Size	L mm	ISO	Order No.	9,0	016
HP	500	104 408 295...	C161.104...	016	016
RAXL	500	206 408 295...	C161.206...	016	016
RAL	500	205 408 295...	C161.205...	016	016
FGXL	500	316 408 295...	C161.316...	016	016

**C162**  
Bone Cutter  
LINDENMANN  
 ⌚<sub>max.</sub> 3.000  
 Shank 316, 160.000  
 📦 3



Shank Size	L mm	ISO	Order No.	9,0	016
HP	500	104 408 297...	C162.104...	016	016
RAXL	500	206 408 297...	C162.206...	016	016
RAL	500	205 408 297...	C162.205...	016	016
FGXL	500	316 408 297...	C162.316...	016	016

**C162A**  
Bone Cutter  
 ⌚<sub>max.</sub> 3.000  
 Shank 316 + 317, 160.000  
 📦 3



Shank Size	L mm	ISO	Order No.	10,0	016
HP	500	104 408 298...	C162A.104...	016	016
RAXL	500	206 408 298...	C162A.206...	016	016
FGXL	500	316 408 298...	C162A.316...	016	016
FGXXL	500	317 408 298...	C162A.317...	016	016

**C166**  
Bone Cutter  
LINDENMANN  
 ⌚<sub>max.</sub> 3.000  
 📦 3



Shank Size	L mm	ISO	Order No.	10,0	021
HP	500	104 409 297...	C166.104...	021	021
RAXL	500	206 409 297...	C166.206...	021	021
RAL	500	205 409 297...	C166.205...	021	021

**C166A**  
Bone Cutter  
 ⌚<sub>max.</sub> 3.000  
 📦 3



Shank Size	L mm	ISO	Order No.	10,0	021
HP	500	104 409 298...	C166A.104...	021	021
RAXL	500	206 409 298...	C166A.206...	021	021

**C254**  
Cutter for blade implants  
 ⌚<sub>max.</sub> 160.000  
 📦 3



Shank Size	L mm	ISO	Order No.	6,0	010
FGXL	500	316 415 296...	C254.316...	010	010
FGXXL	500	317 415 296...	C254.317...		010

**C262**  
Speciality Cutter  
 ⌚<sub>max.</sub> 3.000  
 Shank 316 + 317, 160.000  
 📦 3



Shank Size	L mm	ISO	Order No.	11,0	016
HP	500	104 408 299...	C262.104...	016	016
RAXL	500	206 408 299...	C262.206...	016	016
FGXL	500	316 408 299...	C262.316...	016	016
FGXXL	500	317 408 299...	C262.317...	016	016

**C267**  
Bone Cutter  
 ⌚<sub>max.</sub> 100.000  
 📦 3



Shank Size	L mm	ISO	Order No.	9,0	016
FGXL	500	316 210 295...	C267.316...	016	016
FGXXL	500	317 210 295...	C267.317...		016

**C269**  
Speciality Cutter  
 U<sub>max</sub> 3.000  
 Shank 316 + 317, 160.000  
 3



Shank Size	L mm	ISO	Order No.	
HP	500	104 199 295...	C269.104...	016
RAXL	500	206 199 295...	C269.206...	016
FGXL	500	316 199 295...	C269.316...	016
FGXXL	500	317 199 295...	C269.317...	016

**C269GK**  
ENDO  
 U<sub>max</sub> 160.000  
 3



Shank Size	L mm	ISO	Order No.	
FGXL	500	316 219 295...	C269GK.316...	016
FGXXL	500	317 219 295...	C269GK.317...	016

**C560**  
ENDO  
 U<sub>max</sub> 160.000  
 3



Shank Size	L mm	ISO	Order No.	
FGXXL	500	317 196 336...	C560.317...	008

**Tissue Trimmer STT:**  
 For gingival treatment.  
 As an alternative to using scalpel or electro-surgery.



**GSD1**  
Osteotom  
 U<sub>max</sub> Compact bone 20.000 - 120.000  
 Spongiosa 10.000 - 30.000  
 3



Shank Size	L mm	ISO	Order No.	12,0	12,0	12,0
HP	806	104 411 534...	GSD1.104...	016	018	021
RA	806	204 411 534...	GSD1.204...		018	021
FG	806	314 411 534...	GSD1.314...	016	018	021

**STT249**  
Soft Tissue Trimmer  
 U 300.000 - 500.000  
 1



Shank Size	L mm	ISO	Order No.	
FG			STT249.314...	016

**RF161**  
Bone Cutter  
 LINDEMANN  
 U<sub>max</sub> 3.000  
 Shank 316, 160.000  
 3



Shank Size	L mm	ISO	Order No.	
HP	330	104 408 295...	RF161.104...	016
RAL	330	205 408 295...	RF161.205...	016
FGXL	330	316 408 295...	RF161.316...	016

**RF162**  
Bone Cutter  
 LINDEMANN  
 U<sub>max</sub> 3.000  
 Shank 316, 160.000  
 3



Shank Size	L mm	ISO	Order No.	
HP	330	104 408 297...	RF162.104...	016
RAL	330	205 408 297...	RF162.205...	016
FGXL	330	316 408 297...	RF162.316...	016

**RF166**  
Bone Cutter  
 LINDEMANN  
 U<sub>max</sub> 3.000  
 3



Shank Size	L mm	ISO	Order No.	
HP	330	104 409 297...	RF166.104...	021
RAL	330	205 409 297...	RF166.205...	021



**DIAMOND**

**801**

5 Shank FG	L mm													
	Order No.													
	801.314...	007	008	009	010	012	014	016	018	021	023	025	029	035
	• C 801.314...					012	014	016	018	021	023	025	029	035
	• F 801.314...	007	008	009	010	012	014	016	018	021	023	025	029	035
• G 801.314...					012	014	016	018	021	023	025	029	035	
• SG 801.314...					012	014	016	018	021	023	025	029	035	
RA	801.204...				010	012	014	016	018		023		029	

**801L**

5 Shank FG	L mm				
	Order No.				
	801L.314...	014	016	023	029
	• G 801L.314...	014	016	023	029
	• SG 801L.314...	014	016	023	029

**802**

5 Shank FG	L mm								
	Order No.								
	802.314...	008	009	010	012	014	016	018	023
	• F 802.314...						016		
	• G 802.314...				012	014	016	018	023
• SG 802.314...					014	016	018	023	

**805**

5 Shank FG	L mm	1,0	1,0	1,0	1,0	1,2	1,6	1,6	1,6	1,9	2,5	
	Order No.											
	805.314...	007	008	009	010	012	014	016	018	021	023	
	• F 805.314...						014	016				
	• G 805.314...					012	014	016	018	021		
• SG 805.314...					014	016	018	021				
RA	805.204...				010	012	014	016	018			

**806**

5 Shank FG	L mm	2,0	2,0	2,0	2,0	3,0	3,0	3,0	3,0	4,0	
	Order No.										
	806.314...	007	008	009	010	012	014	016	018	023	
	• G 806.314...			009	010	012	014	016	018	023	
	• SG 806.314...						014	016	018		

**807**

5 Shank FG	L mm	3,0	3,5	3,5	4,0	5,0	
	Order No.						
	807.314...	010	012	014	016	018	
	• F 807.314...		012		016		
	• G 807.314...		012	014	016	018	
• SG 807.314...				016			

**808**

5 Shank FG	L mm	0,7	0,8
	Order No.		
	808.314...	018	023
	• G 808.314...		023

**811**

5 Shank FG	L mm	4,2	7,0
	Order No.		
	811.314...	033	037
	• G 811.314...	033	037
	• SG 811.314...	033	037

**813**

5 Shank FG	L mm	1,5	1,5	1,5	2,0	2,0	
	Order No.						
	813.314...	010	012	014	016	018	
	• G 813.314...		012	014	016	018	
	• SG 813.314...				016	018	

**815**

5 Shank FG	L mm	0,5	0,7	0,7	0,8	1,0	1,5	
	Order No.							
	815.314...	012	016	018	023	027	042	
	• G 815.314...		016	018	023	027	042	

**818**

5 Shank FG	L mm	0,7	0,7	0,7
	Order No.			
	818.314...	035	040	050
	• G 818.314...	035	040	050

**822**

5 Shank FG	L mm	2,0	2,0	2,0	3,0	
	Order No.					
	822.314...	008	009	010	012	
	• F 822.314...				012	
	• G 822.314...	008	009	010	012	
• SG 822.314...				012		

**830**


5 Shank FG	L mm	2,5	2,7	2,7	2,7	2,7	2,7	2,7	5,1	
	Order No.									
	830.314...	008	009	010	012	014	016	018	021	
	• C 830.314...				012					
	• F 830.314...	008		010	012	014				
• G 830.314...			010	012	014	016	018	021		
• SG 830.314...				012	014	016	018	021		

**830L**

5 Shank FG	L mm	4,0	5,0	5,0	5,0	5,0	7,0	
	Order No.							
	830L.314...	012	014	016	018	021	025	
	• C 830L.314...		014					
	• F 830L.314...	012	014	016				
• G 830L.314...	012	014	016	018	021	025		
• SG 830L.314...		014	016	018	021	025		



834  
868A



Shank	L mm	6,0	6,0	2,0	3,0
5	Order No.				
Shank	834.314...	016	021		
FG	868A.314...			018	021
	Cutting depth	Tmm			
		0,3	0,5	0,3	0,4

835



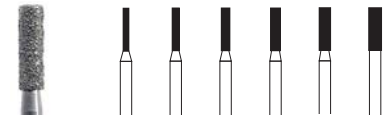
Shank	L mm	3,0	3,0	3,0	4,0	4,0	4,0	4,0	4,0
5	Order No.								
Shank	835.314...	007	008	009	010	012	014	016	018
FG	C 835.314...					012			
	F 835.314...				010	012	014		
	G 835.314...		009		010	012	014	016	018
	SG 835.314...				010	012	014	016	
RA	835.204...				010	012	014	016	

835KR




Shank	L mm	3,0	4,0	4,0	4,0	4,0
5	Order No.					
Shank	835KR.314...	008	010	012	014	
FG	F 835KR.314...	008	010	012		
	G 835KR.314...		010	012	014	016
	SG 835KR.314...			014	016	

836



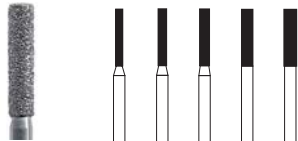
Shank	L mm	6,0	6,0	6,0	6,0	6,0	6,0
5	Order No.						
Shank	836.314...	008	010	012	014	016	018
FG	F 836.314...		010	012			
	G 836.314...		010	012	014	016	018
	SG 836.314...			012	014	016	

836KR



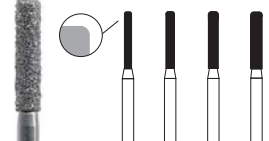
Shank	L mm	6,0	6,0	6,0	6,0	6,0
5	Order No.					
Shank	836KR.314...	008	010	012	014	016
FG	F 836KR.314...	008	010	012		
	G 836KR.314...		010	012	014	016
	SG 836KR.314...			014	016	

837



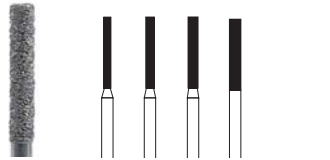
Shank	L mm	8,0	8,0	8,0	8,0	8,0
5	Order No.					
Shank	837.314...	010	012	014	016	018
FG	F 837.314...		012	014		
	G 837.314...	010	012	014	016	018
	SG 837.314...		012	014	016	018

837KR




Shank	L mm	8,0	8,0	8,0	8,0
5	Order No.				
Shank	837KR.314...	010	012	014	016
FG	F 837KR.314...	010	012	014	016
	G 837KR.314...	010	012	014	016
	SG 837KR.314...		012	014	016

837L



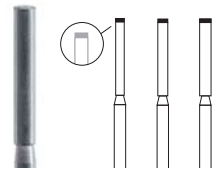
Shank	L mm	10,0	10,0	10,0	10,0
5	Order No.				
Shank	837L.314...	010	012	014	016
FG	F 837L.314...		012		
	G 837L.314...	010	012	014	016
	SG 837L.314...			014	016

838



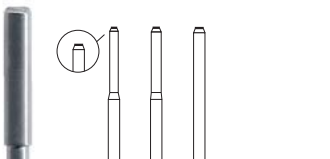
Shank	L mm	3,0	3,0	4,0	4,0	4,0
5	Order No.					
Shank	838.314...	008	009	010	012	014
FG	F 838.314...			010		
	G 838.314...			010	012	014
	SG 838.314...				012	

839



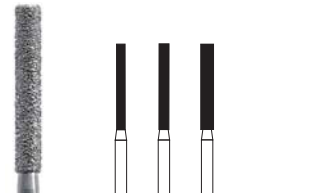
Shank	L mm	0,1	0,1	0,1
5	Order No.			
Shank	839.314...	012	014	016
FG	F 839.314...	012	014	

840



Shank	L mm	0,1	0,1	0,1
5	Order No.			
Shank	840.314...	012	014	016
FG				

842



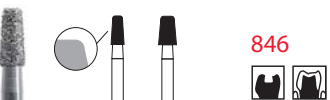
Shank	L mm	12,0	12,0	12,0
5	Order No.			
Shank	842.314...	012	014	018
FG	G 842.314...	012	014	018
	SG 842.314...	012	014	

845



Shank	L mm	3,0	4,0	4,0	4,0	4,0
5	Order No.					
Shank	845.314...	009	010	012	014	016
FG	G 845.314...			012	014	016

845KR



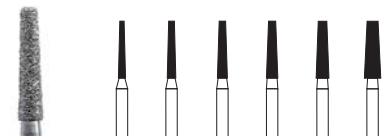
Shank	L mm	4,0	4,0
5	Order No.		
Shank	845KR.314...	018	025
FG	C 845KR.314...		025
	F 845KR.314...	018	025
	G 845KR.314...	018	025

846



Shank	L mm	6,0	6,0	7,0
5	Order No.			
Shank	846.314...	012	016	025
FG	F 846.314...			025
	G 846.314...	012	016	025

847



Shank	L mm	8,0	8,0	8,0	8,0	8,0	8,0
5	Order No.						
Shank	847.314...	010	012	014	016	018	023
FG	C 847.314...	010					
	F 847.314...	010	012	014	016		023
	G 847.314...	010	012	014	016	018	023
	SG 847.314...			014	016	018	



**DIAMOND**

**847KR**

5 Shank FG	L mm	8,0	8,0
	Order No.		
	847KR.314...	016	023
	• F 847KR.314...	016	023
	• G 847KR.314...	016	023

**848**

5 Shank FG	L mm	10,0	10,0	10,0	10,0	10,0	10,0
	Order No.						
	848.314...	010	012	014	016	018	023
	• C 848.314...	010	012	014	016		
	• F 848.314...	010	012	014	016	018	
	• G 848.314...	010	012	014	016	018	023
	• SG 848.314...				016	018	023

**848L**

5 Shank FG	L mm	11,5	11,5	11,5	11,5
	Order No.				
	848L.314...	012	014	016	018
	• G 848L.314...		014	016	018
	• SG 848L.314...		014	016	018

**849**

5 Shank FG	L mm	4,0	4,0	4,0	4,0	4,0	4,0
	Order No.						
	849.314...	009	010	012	014	016	
	• F 849.314...			012			
	• G 849.314...	009	010	012	014	016	025
RA	849.204...					016	

**850**

5 Shank FG	L mm	10,0	10,0	10,0	10,0	10,0	10,0
	Order No.						
	850.314...	010	012	014	016	018	023
	• C 850.314...	010	012	014	016	018	
	• F 850.314...	010	012	014	016	018	023
	• G 850.314...	010	012	014	016	018	023
	• SG 850.314...			014	016	018	023

**850L**

5 Shank FG	L mm	11,5	11,5	11,5	11,5
	Order No.				
	850L.314...	012	014	016	018
	• C 850L.314...		014		
	• F 850L.314...	012	014		
	• G 850L.314...	012	014	016	018
	• SG 850L.314...		014	016	018

**851**

5 Shank FG	L mm	8,0	8,0	8,0
	Order No.			
	851.314...	010	012	016
	• F 851.314...	010	012	
	• G 851.314...		012	016

**852**

5 Shank FG	L mm	4,0	6,0
	Order No.		
	852.314...	010	012
	◦ UF 852.314...		012
	• C 852.314...	010	012
	• F 852.314...	010	012
	• G 852.314...	010	012

**855**

5 Shank FG	L mm	6,0	6,0	7,0
	Order No.			
	855.314...	012	014	025
	• F 855.314...		014	
	• G 855.314...	012	014	025
	• SG 855.314...	012	014	025

**856**

5 Shank FG	L mm	8,0	8,0	8,0	8,0	8,0	8,0	8,0	8,0
	Order No.								
	856.314...	009	010	012	014	016	018	021	025
	• C 856.314...		010	012	016				
	• F 856.314...	009	010	012	014	016	018	021	025
	• G 856.314...			012	014	016	018	021	025
	• SG 856.314...			012	016	018	021	025	

**856L**

5 Shank FG	L mm	9,0	9,0	9,0	9,0
	Order No.				
	856L.314...	014	016	018	020
	• F 856L.314...	014	016	018	020
	• G 856L.314...	014	016	018	020
	• SG 856L.314...	014	016	018	020

**857**

5 Shank FG	L mm	10,0	10,0	10,0
	Order No.			
	857.314...	012	014	016
	• F 857.314...	012	014	
	• G 857.314...	012	014	016
	• SG 857.314...		014	016

**858**

5 Shank FG	L mm	8,0	8,0	8,0	8,0	8,0
	Order No.					
	858.314...	010	012	014	016	018
	◦ UF 858.314...			014		
	• C 858.314...	010	012	014	016	
	• F 858.314...	010	012	014	016	018
	• G 858.314...	010	012	014	016	018
	• SG 858.314...			014	016	018

**859**

5 Shank FG	L mm	10,0	10,0	10,0	10,0	10,0	10,0
	Order No.						
	859.314...	010	012	014	016	018	021
	◦ UF 859.314...	010			016	018	
	• C 859.314...	010	012	014	016	018	
	• F 859.314...	010	012	014	016	018	
	• G 859.314...	010	012	014	016	018	021
	• SG 859.314...				018		
RA	859.204...		012		016		

**859L**

5 Shank FG	L mm	11,5	11,5	11,5	11,5
	Order No.				
	859L.314...	010	014	016	018
	◦ UF 859L.314...	010			
	• C 859L.314...	010	014	016	
	• F 859L.314...	010	014	016	
	• G 859L.314...		014	016	018
	• SG 859L.314...			016	018

**860**

5 Shank FG	L mm	4,0	5,0	5,0
	Order No.			
	860.314...	010	012	014
	• C 860.314...	010	012	014
	• F 860.314...	010	012	014
	• G 860.314...	010	012	014
	• SG 860.314...			014
RA	860.204...		012	

**861**

5 Shank FG	L mm	6,0	6,0
	Order No.		
	861.314...	012	014
	• C 861.314...	012	014
	• F 861.314...	012	
	• G 861.314...	012	014

**862**

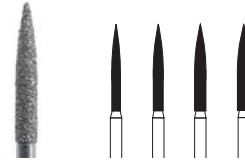
5 Shank FG	L mm	8,0	8,0	8,0	8,0	8,0
	Order No.					
	862.314...	009	010	012	014	016
	◦ UF 862.314...		010			
	• C 862.314...	009	010	012	014	016
	• F 862.314...	009	010	012	014	016
	• G 862.314...	010	010	012	014	016
	• SG 862.314...			012	014	016
RA	862.204...			012	014	016

863



5 Shank FG	L mm	10,0	10,0	10,0	10,0	10,0
	<b>Order No.</b>					
	863.314...	010	012	014	016	018
	• UF 863.314...	010	012			
	• C 863.314...	010	012	014	016	
	• F 863.314...	010	012	014	016	018
	• G 863.314...		012	014	016	018
	• SG 863.314...		012		016	018
RA	863.204...		012		016	018
	• C 863.204...		012			

864



5 Shank FG	L mm	12,0	12,0	12,0	12,0
	<b>Order No.</b>				
	864.314...	012	014	016	018
	• C 864.314...			016	
	• F 864.314...	012	014	016	
	• G 864.314...		014	016	018
	• SG 864.314...			016	018

877



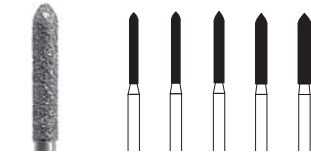
5 Shank FG	L mm	6,0	6,0	6,0
	<b>Order No.</b>			
	877.314...	009	010	012
	• F 877.314...		010	012
	• G 877.314...			012

878



5 Shank FG	L mm	8,0	8,0	8,0	8,0	8,0	8,0
	<b>Order No.</b>						
	878.314...	008	009	010	012	014	016
	• C 878.314...			010	012	014	
	• F 878.314...	008	009	010	012	014	016
	• G 878.314...			010	012	014	016
	• SG 878.314...				012	014	016

879



5 Shank FG	L mm	10,0	10,0	10,0	10,0	10,0
	<b>Order No.</b>					
	879.314...	010	012	014	016	018
	• C 879.314...		012	014	016	
	• F 879.314...	010	012	014	016	018
	• G 879.314...	010	012	014	016	018
	• SG 879.314...		012	014	016	018

879L




5 Shank FG	L mm	12,0	12,0
	<b>Order No.</b>		
	879L.314...	012	014
	• F 879L.314...	012	014
	• G 879L.314...	012	014
	• SG 879L.314...	012	014

878K



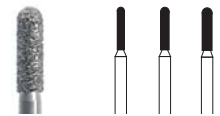
5 Shank FG	L mm	8,0	8,0	8,0	8,0	8,0
	<b>Order No.</b>					
	878K.314...	012	014	016	018	021
	• C 878K.314...	012				
	• F 878K.314...	012	014	016	018	021
	• G 878K.314...	012	014	016	018	021
	• SG 878K.314...	012	014	016	018	021

879K



5 Shank FG	L mm	10,0	10,0	10,0	10,0	10,0	10,0
	<b>Order No.</b>						
	879K.314...	012	014	016	018	021	023
	• C 879K.314...		014				
	• F 879K.314...	012	014	016	018		
	• G 879K.314...	012	014	016	018	021	023
	• SG 879K.314...	012	014	016	018	021	

880




5 Shank FG	L mm	6,0	6,0	6,0
	<b>Order No.</b>			
	880.314...	010	012	014
	• C 880.314...		012	
	• F 880.314...		012	014
	• G 880.314...		012	014
	• SG 880.314...			014

881



5 Shank FG	L mm	8,0	8,0	8,0	8,0	8,0
	<b>Order No.</b>					
	881.314...	010	012	014	016	018
	• C 881.314...		012	014		
	• F 881.314...	010	012	014	016	018
	• G 881.314...	010	012	014	016	018
	• SG 881.314...			014	016	018

881KS




5 Shank FG	L mm	7,0	8,0	8,0	8,0
	<b>Order No.</b>				
	• SG 881KS.314...	012	014	015	016

882



5 Shank FG	L mm	10,0	10,0
	<b>Order No.</b>		
	882.314...	012	014
	• C 882.314...		012
	• F 882.314...	012	014
	• G 882.314...	012	014
	• SG 882.314...		014

885



5 Shank FG	L mm	8,0	8,0	8,0	8,0	8,0
	<b>Order No.</b>					
	885.314...	008	010	012	014	016
	• F 885.314...		010	012	014	
	• G 885.314...			012	014	016
	• SG 885.314...			012	014	

886



5 Shank FG	L mm	10,0	10,0	10,0	10,0
	<b>Order No.</b>				
	886.314...	010	012	014	016
	• C 886.314...		012		
	• F 886.314...	010	012	014	016
	• G 886.314...		012	014	016
	• SG 886.314...		012	014	016


888



5 Shank FG	L mm	8,0
	<b>Order No.</b>	
	888.314...	012
	• C 888.314...	012
	• F 888.314...	012
	• G 888.314...	012


# DIAMOND

**889**




5	L mm	3,5	4,0
Shank	Order No.		
FG	889.314...	009	010
	• C 889.314...	009	010
	• F 889.314...	009	010
	• G 889.314...	009	010
	• SG 889.314...		010

**898**




5	L mm	10,5
Shank	Order No.	
FG	898.314...	016
	• F 898.314...	016
	• G 898.314...	016

**899**




5	L mm	6,5	7,0
Shank	Order No.		
FG	899.314...	021	027
	• C 899.314...		027
	• F 899.314...	021	027
	• G 899.314...	021	027
	• SG 899.314...	021	027

**368**




5	L mm	3,5	3,5	4,5	5,0
Shank	Order No.				
FG	368.314...	010	016	018	023
	◦ UF 368.314...		016	018	023
	• C 368.314...	010	016	018	023
	• F 368.314...	010	016	018	023
	• G 368.314...		016	018	023
	• SG 368.314...		016	018	023
RA	368.204...		016		

**369**




5	L mm	5,5
Shank	Order No.	
FG	369.314...	025
	• C 369.314...	025
	• F 369.314...	025
	• G 369.314...	025

**370**




5	L mm	6,0
Shank	Order No.	
FG	G 370.314...	023

**379**




5	L mm	3,0	3,0	3,5	3,5	4,5	5,5
Shank	Order No.						
FG	379.314...	012	014	016	018	023	029
	◦ UF 379.314...				018		
	• C 379.314...	012	014	016	018	023	029
	• F 379.314...	012	014	016	018	023	029
	• G 379.314...	012	014	016	018	023	029
	• SG 379.314...			016	018	023	029

**390**




5	L mm	3,5
Shank	Order No.	
FG	390.314...	016
	• C 390.314...	016
	• F 390.314...	016

**392**




5	L mm	5,0
Shank	Order No.	
FG	392.314...	016
	• C 392.314...	016
	• F 392.314...	016

**833**




5	L mm	5,9	3,5	3,5
Shank	Order No.			
FG	833.314...	018	021	031
	• C 833.314...	018	021	031
	• F 833.314...	018	021	031

**909**



5	L mm	1,0	1,0	1,0
Shank	Order No.			
FG	909.314...	027	037	040
	• G 909.314...		037	040
	• SG 909.314...		037	040

**BAMBINO**



5	L mm	2,0	3,5	2,0	2,0	1,0	2,0	3,5	3,0	6,0	1,0	1,0
Shank	Order No.	BA001, BA137, BA138, BA160, BA274, BA277, BA294, BA295, BA108, BA171, BA010, BA010.										
		007	007	007	007	009	007	007	008	012	008	010

## DIAMOND GRIT SIZES

grit definition	abbreviation		grit size / μ	ring markings	ISO No.
super-coarse	<b>SG</b>		181	• black	544
coarse	<b>G</b>		151	• green	534
medium	-		107 - 126	-	524
fine	<b>F</b>		40	• red	514
super fine	<b>C</b>		20	• yellow	504
ultra-fine	<b>UF</b>		15	◦ white	494

 Cavity preparation

 Crown preparation

 Filling process

**T811**

5 Shank FG	L mm	4,2
	<b>Order No.</b>	
	• T811.314...C	033

**T822**

5 Shank FG	L mm	3,0
	<b>Order No.</b>	
	• T822.314...SC	012

**T830**

5 Shank FG	L mm	2,7
	<b>Order No.</b>	
	• T830.314...SC	014

**T830L**

5 Shank FG	L mm	4,0	5,0	5,0
	<b>Order No.</b>			
	• T830L.314...C	012	014	016
	• T830L.314...SC	012	014	016

**T835**

5 Shank FG	L mm	4,0
	<b>Order No.</b>	
	• T835.314...C	012
	• T835.314...SC	012

**T836**

5 Shank FG	L mm	6,0
	<b>Order No.</b>	
	• T836.314...SC	012

**T837**

5 Shank FG	L mm	8,0
	<b>Order No.</b>	
	• T837.314...C	012
	• T837.314...SC	012

**T837KR**

5 Shank FG	L mm	8,0	8,0
	<b>Order No.</b>		
	• T837KR.314...SC	014	016

**T842**

5 Shank FG	L mm	12,0
	<b>Order No.</b>	
	• T842.314...C	018

**T846**

5 Shank FG	L mm	6,0	6,0
	<b>Order No.</b>		
	• T846.314...C	016	016
	• T846.314...SC	012	016

**T847**

5 Shank FG	L mm	8,0
	<b>Order No.</b>	
	• T847.314...C	016

**T848**

5 Shank FG	L mm	10,0
	<b>Order No.</b>	
	• T848.314...C	016
	• T848.314...SC	016

**T848L**

5 Shank FG	L mm	11,5
	<b>Order No.</b>	
	• T848L.314...C	014

**T850**

5 Shank FG	L mm	10,0	10,0	10,0	10,0
	<b>Order No.</b>				
	• T850.314...C	012	014	016	018
	• T850.314...SC	014	016	018	

**T856**

5 Shank FG	L mm	8,0
	<b>Order No.</b>	
	• T856.314...C	012
	• T856.314...SC	012

**T859**

5 Shank FG	L mm	10,0
	<b>Order No.</b>	
	• T859.314...SC	018

**T863**

5 Shank FG	L mm	10,0
	<b>Order No.</b>	
	• T863.314...C	014

**T878**

5 Shank FG	L mm	8,0	8,0
	<b>Order No.</b>		
	• T878.314...C	012	014
	• T878.314...SC	012	014

**T878K**

5 Shank FG	L mm	8,0	8,0	8,0
	<b>Order No.</b>			
	• T878K.314...C	014	016	018
	• T878K.314...SC	014	016	

**T879**

5 Shank FG	L mm	10,0	10,0	10,0
	<b>Order No.</b>			
	• T879.314...C	012	014	016
	• T879.314...SC	012		

**T879L**

5 Shank FG	L mm	12,0	12,0
	<b>Order No.</b>		
	• T879L.314...C	014	
	• T879L.314...SC	012	014

**T879K**

5 Shank FG	L mm	10,0
	<b>Order No.</b>	
	• T879K.314...C	016
	• T879K.314...SC	016

**T881**

5 Shank FG	L mm	8,0	8,0
	<b>Order No.</b>		
	• T881.314...C	012	014

**T882**

5 Shank FG	L mm	10,0	10,0
	<b>Order No.</b>		
	• T882.314...C	012	014

**T886**









5 Shank FG	L mm	10,0
	<b>Order No.</b>	
	• T886.314...SC	014

Cavity preparation	Crown preparation	Filling process	<ul style="list-style-type: none"> <li>• Green ring coarse – 151µm ISO No. 534</li> <li>• Black ring super coarse – 181µm ISO No. 544</li> </ul>
--------------------	-------------------	-----------------	--

**PERIOD**  
**PERIODONTOLOGY**


**PerioRed Instruments**

for gentle root cleaning and root polishing.














<p><b>831</b></p>  <table border="1"> <tr><td>Shank</td><td>L mm</td><td>7,0</td></tr> <tr><td>RAL</td><td>Order No.</td><td></td></tr> <tr><td></td><td>• 831.205...</td><td>012</td></tr> <tr><td></td><td>• F 831.205...</td><td>012</td></tr> <tr><td></td><td>• C 831.205...</td><td>012</td></tr> </table>	Shank	L mm	7,0	RAL	Order No.			• 831.205...	012		• F 831.205...	012		• C 831.205...	012	<p><b>831L</b></p>  <table border="1"> <tr><td>Shank</td><td>L mm</td><td>7,0</td></tr> <tr><td>RAXL</td><td>Order No.</td><td></td></tr> <tr><td></td><td>• 831L.206...</td><td>012</td></tr> <tr><td></td><td>• F 831L.206...</td><td>012</td></tr> <tr><td></td><td>• C 831L.206...</td><td>012</td></tr> </table>	Shank	L mm	7,0	RAXL	Order No.			• 831L.206...	012		• F 831L.206...	012		• C 831L.206...	012	<p><b>832</b></p>  <table border="1"> <tr><td>Shank</td><td>L mm</td><td>5,0</td></tr> <tr><td>RAL</td><td>Order No.</td><td></td></tr> <tr><td></td><td>• 832.205...</td><td>014</td></tr> <tr><td></td><td>• F 832.205...</td><td>014</td></tr> <tr><td></td><td>• C 832.205...</td><td>014</td></tr> </table>	Shank	L mm	5,0	RAL	Order No.			• 832.205...	014		• F 832.205...	014		• C 832.205...	014	<p><b>832L</b></p>  <table border="1"> <tr><td>Shank</td><td>L mm</td><td>5,0</td></tr> <tr><td>RAXL</td><td>Order No.</td><td></td></tr> <tr><td></td><td>• 832L.206...</td><td>014</td></tr> <tr><td></td><td>• F 832L.206...</td><td>014</td></tr> <tr><td></td><td>• C 832L.206...</td><td>014</td></tr> </table>	Shank	L mm	5,0	RAXL	Order No.			• 832L.206...	014		• F 832L.206...	014		• C 832L.206...	014
Shank	L mm	7,0																																																													
RAL	Order No.																																																														
	• 831.205...	012																																																													
	• F 831.205...	012																																																													
	• C 831.205...	012																																																													
Shank	L mm	7,0																																																													
RAXL	Order No.																																																														
	• 831L.206...	012																																																													
	• F 831L.206...	012																																																													
	• C 831L.206...	012																																																													
Shank	L mm	5,0																																																													
RAL	Order No.																																																														
	• 832.205...	014																																																													
	• F 832.205...	014																																																													
	• C 832.205...	014																																																													
Shank	L mm	5,0																																																													
RAXL	Order No.																																																														
	• 832L.206...	014																																																													
	• F 832L.206...	014																																																													
	• C 832L.206...	014																																																													
<p><b>TC747</b></p>  <table border="1"> <tr><td>Shank</td><td>L mm</td><td>5,55</td></tr> <tr><td>RAL</td><td>Order No.</td><td></td></tr> <tr><td></td><td>TC747.205...</td><td>010</td></tr> </table>	Shank	L mm	5,55	RAL	Order No.			TC747.205...	010	<p><b>TC747L</b></p>  <table border="1"> <tr><td>Shank</td><td>L mm</td><td>5,55</td></tr> <tr><td>RAXL</td><td>Order No.</td><td></td></tr> <tr><td></td><td>TC747L.206...</td><td>010</td></tr> </table>	Shank	L mm	5,55	RAXL	Order No.			TC747L.206...	010	<p><b>TC758</b></p>  <table border="1"> <tr><td>Shank</td><td>L mm</td><td>2,75</td></tr> <tr><td>RA</td><td>Order No.</td><td></td></tr> <tr><td></td><td>TC758.204...</td><td>012</td></tr> </table>	Shank	L mm	2,75	RA	Order No.			TC758.204...	012	<p><b>TC758L</b></p>  <table border="1"> <tr><td>Shank</td><td>L mm</td><td>2,75</td></tr> <tr><td>RAXL</td><td>Order No.</td><td></td></tr> <tr><td></td><td>TC758L.206...</td><td>012</td></tr> </table>	Shank	L mm	2,75	RAXL	Order No.			TC758L.206...	012																								
Shank	L mm	5,55																																																													
RAL	Order No.																																																														
	TC747.205...	010																																																													
Shank	L mm	5,55																																																													
RAXL	Order No.																																																														
	TC747L.206...	010																																																													
Shank	L mm	2,75																																																													
RA	Order No.																																																														
	TC758.204...	012																																																													
Shank	L mm	2,75																																																													
RAXL	Order No.																																																														
	TC758L.206...	012																																																													

**DIAMOND INSTRUMENTS**

<p><b>V368</b></p>  <table border="1"> <tr><td>Shank</td><td>L mm</td><td>5,5</td><td>5,0</td></tr> <tr><td>FG</td><td>Order No.</td><td></td><td></td></tr> <tr><td></td><td>• V368.314...</td><td>020</td><td></td></tr> <tr><td></td><td>• FV368.314...</td><td>020</td><td></td></tr> <tr><td></td><td>• GV368.314...</td><td>020</td><td>023</td></tr> </table>	Shank	L mm	5,5	5,0	FG	Order No.				• V368.314...	020			• FV368.314...	020			• GV368.314...	020	023	<p><b>V379</b></p>  <table border="1"> <tr><td>Shank</td><td>L mm</td><td>4,2</td></tr> <tr><td>FG</td><td>Order No.</td><td></td></tr> <tr><td></td><td>• GV379.314...</td><td>023</td></tr> </table>	Shank	L mm	4,2	FG	Order No.			• GV379.314...	023	<p><b>V801</b></p>  <table border="1"> <tr><td>Shank</td><td>L mm</td><td></td><td></td><td></td></tr> <tr><td>FG</td><td>Order No.</td><td></td><td></td><td></td></tr> <tr><td></td><td>• V801.314...</td><td>014</td><td>021</td><td>023</td></tr> <tr><td></td><td>• FV801.314...</td><td>014</td><td>021</td><td>023</td></tr> <tr><td></td><td>• GV801.314...</td><td>014</td><td>021</td><td>023</td></tr> </table>	Shank	L mm				FG	Order No.					• V801.314...	014	021	023		• FV801.314...	014	021	023		• GV801.314...	014	021	023	<p><b>V811</b></p>  <table border="1"> <tr><td>Shank</td><td>L mm</td><td>4,2</td></tr> <tr><td>FG</td><td>Order No.</td><td></td></tr> <tr><td></td><td>• GV811.314...</td><td>033</td></tr> </table>	Shank	L mm	4,2	FG	Order No.			• GV811.314...	033				
Shank	L mm	5,5	5,0																																																																			
FG	Order No.																																																																					
	• V368.314...	020																																																																				
	• FV368.314...	020																																																																				
	• GV368.314...	020	023																																																																			
Shank	L mm	4,2																																																																				
FG	Order No.																																																																					
	• GV379.314...	023																																																																				
Shank	L mm																																																																					
FG	Order No.																																																																					
	• V801.314...	014	021	023																																																																		
	• FV801.314...	014	021	023																																																																		
	• GV801.314...	014	021	023																																																																		
Shank	L mm	4,2																																																																				
FG	Order No.																																																																					
	• GV811.314...	033																																																																				
<p><b>V830L</b></p>  <table border="1"> <tr><td>Shank</td><td>L mm</td><td>4,0</td><td>5,0</td><td>5,0</td></tr> <tr><td>FG</td><td>Order No.</td><td></td><td></td><td></td></tr> <tr><td></td><td>• V830L.314...</td><td>012</td><td>014</td><td>016</td></tr> <tr><td></td><td>• FV830L.314...</td><td>012</td><td>014</td><td>016</td></tr> <tr><td></td><td>• GV830L.314...</td><td>012</td><td>014</td><td>016</td></tr> </table>	Shank	L mm	4,0	5,0	5,0	FG	Order No.					• V830L.314...	012	014	016		• FV830L.314...	012	014	016		• GV830L.314...	012	014	016	<p><b>V835KR</b></p>  <table border="1"> <tr><td>Shank</td><td>L mm</td><td>4,5</td></tr> <tr><td>FG</td><td>Order No.</td><td></td></tr> <tr><td></td><td>• V835KR.314...</td><td>012</td></tr> <tr><td></td><td>• FV835KR.314...</td><td>012</td></tr> <tr><td></td><td>• GV835KR.314...</td><td>012</td></tr> </table>	Shank	L mm	4,5	FG	Order No.			• V835KR.314...	012		• FV835KR.314...	012		• GV835KR.314...	012	<p><b>V837KR</b></p>  <table border="1"> <tr><td>Shank</td><td>L mm</td><td>8,3</td></tr> <tr><td>FG</td><td>Order No.</td><td></td></tr> <tr><td></td><td>• V837KR.314...</td><td>014</td></tr> <tr><td></td><td>• FV837KR.314...</td><td>014</td></tr> <tr><td></td><td>• GV837KR.314...</td><td>014</td></tr> </table>	Shank	L mm	8,3	FG	Order No.			• V837KR.314...	014		• FV837KR.314...	014		• GV837KR.314...	014	<p><b>V846KR</b></p>  <table border="1"> <tr><td>Shank</td><td>L mm</td><td>6,0</td><td>6,0</td></tr> <tr><td>FG</td><td>Order No.</td><td></td><td></td></tr> <tr><td></td><td>• V846KR.314...</td><td>016</td><td>023</td></tr> </table>	Shank	L mm	6,0	6,0	FG	Order No.				• V846KR.314...	016	023
Shank	L mm	4,0	5,0	5,0																																																																		
FG	Order No.																																																																					
	• V830L.314...	012	014	016																																																																		
	• FV830L.314...	012	014	016																																																																		
	• GV830L.314...	012	014	016																																																																		
Shank	L mm	4,5																																																																				
FG	Order No.																																																																					
	• V835KR.314...	012																																																																				
	• FV835KR.314...	012																																																																				
	• GV835KR.314...	012																																																																				
Shank	L mm	8,3																																																																				
FG	Order No.																																																																					
	• V837KR.314...	014																																																																				
	• FV837KR.314...	014																																																																				
	• GV837KR.314...	014																																																																				
Shank	L mm	6,0	6,0																																																																			
FG	Order No.																																																																					
	• V846KR.314...	016	023																																																																			
<p><b>V847</b></p>  <table border="1"> <tr><td>Shank</td><td>L mm</td><td>8,0</td><td>8,0</td></tr> <tr><td>FG</td><td>Order No.</td><td></td><td></td></tr> <tr><td></td><td>• V847.314...</td><td></td><td>016</td></tr> <tr><td></td><td>• GV847.314...</td><td>014</td><td>016</td></tr> </table>	Shank	L mm	8,0	8,0	FG	Order No.				• V847.314...		016		• GV847.314...	014	016	<p><b>V847KR</b></p>  <table border="1"> <tr><td>Shank</td><td>L mm</td><td>8,0</td><td>8,0</td></tr> <tr><td>FG</td><td>Order No.</td><td></td><td></td></tr> <tr><td></td><td>• GV847KR.314...</td><td>016</td><td>018</td></tr> </table>	Shank	L mm	8,0	8,0	FG	Order No.				• GV847KR.314...	016	018	<p><b>V848</b></p>  <table border="1"> <tr><td>Shank</td><td>L mm</td><td>10,0</td></tr> <tr><td>FG</td><td>Order No.</td><td></td></tr> <tr><td></td><td>• GV848.314...</td><td>018</td></tr> </table>	Shank	L mm	10,0	FG	Order No.			• GV848.314...	018	<p><b>V850</b></p>  <table border="1"> <tr><td>Shank</td><td>L mm</td><td>10,0</td><td>10,0</td><td>10,0</td></tr> <tr><td>FG</td><td>Order No.</td><td></td><td></td><td></td></tr> <tr><td></td><td>• V850.314...</td><td>012</td><td>014</td><td></td></tr> <tr><td></td><td>• FV850.314...</td><td>012</td><td></td><td></td></tr> <tr><td></td><td>• GV850.314...</td><td>012</td><td>014</td><td>016</td></tr> </table>	Shank	L mm	10,0	10,0	10,0	FG	Order No.					• V850.314...	012	014			• FV850.314...	012				• GV850.314...	012	014	016					
Shank	L mm	8,0	8,0																																																																			
FG	Order No.																																																																					
	• V847.314...		016																																																																			
	• GV847.314...	014	016																																																																			
Shank	L mm	8,0	8,0																																																																			
FG	Order No.																																																																					
	• GV847KR.314...	016	018																																																																			
Shank	L mm	10,0																																																																				
FG	Order No.																																																																					
	• GV848.314...	018																																																																				
Shank	L mm	10,0	10,0	10,0																																																																		
FG	Order No.																																																																					
	• V850.314...	012	014																																																																			
	• FV850.314...	012																																																																				
	• GV850.314...	012	014	016																																																																		



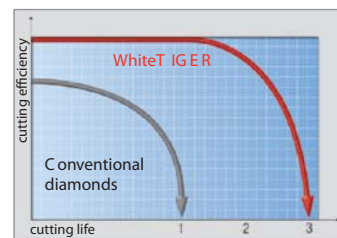
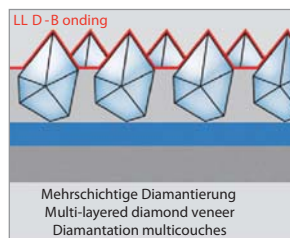
Cavity preparation	Crown preparation	Filling process	<ul style="list-style-type: none"> <li>• Blue ring standard – 126µm ISO No. 524</li> <li>• Red ring fine – 40µm ISO No. 514</li> <li>• Yellow ring superfine – 20µm ISO No. 504</li> <li>• Green ring coarse – 151µm ISO No. 534</li> </ul>
--------------------	-------------------	-----------------	---





<p><b>V855</b></p>  <table border="1"> <tr><td>5</td><td>L mm</td><td>7,0</td></tr> <tr><td>Shank</td><td><b>Order No.</b></td><td></td></tr> <tr><td>FG</td><td>• GV855.314...</td><td>025</td></tr> </table>	5	L mm	7,0	Shank	<b>Order No.</b>		FG	• GV855.314...	025	<p><b>V856</b></p>  <table border="1"> <tr><td>5</td><td>L mm</td><td>8,0</td><td>8,0</td><td>8,0</td><td>8,0</td></tr> <tr><td>Shank</td><td><b>Order No.</b></td><td></td><td></td><td></td><td></td></tr> <tr><td>FG</td><td>• GV856.314...</td><td>014</td><td>016</td><td>018</td><td>021</td></tr> </table>	5	L mm	8,0	8,0	8,0	8,0	Shank	<b>Order No.</b>					FG	• GV856.314...	014	016	018	021	<p><b>V856L</b></p>  <table border="1"> <tr><td>5</td><td>L mm</td><td>9,0</td></tr> <tr><td>Shank</td><td><b>Order No.</b></td><td></td></tr> <tr><td>FG</td><td>• GV856L.314...</td><td>018</td></tr> </table>	5	L mm	9,0	Shank	<b>Order No.</b>		FG	• GV856L.314...	018	<p><b>V858</b></p>  <table border="1"> <tr><td>5</td><td>L mm</td><td>8,0</td></tr> <tr><td>Shank</td><td><b>Order No.</b></td><td></td></tr> <tr><td>FG</td><td>• GV858.314...</td><td>014</td></tr> </table>	5	L mm	8,0	Shank	<b>Order No.</b>		FG	• GV858.314...	014	<p><b>V862</b></p>  <table border="1"> <tr><td>5</td><td>L mm</td><td>8,0</td></tr> <tr><td>Shank</td><td><b>Order No.</b></td><td></td></tr> <tr><td>FG</td><td>• GV862.314...</td><td>014</td></tr> </table>	5	L mm	8,0	Shank	<b>Order No.</b>		FG	• GV862.314...	014																																								
5	L mm	7,0																																																																																																
Shank	<b>Order No.</b>																																																																																																	
FG	• GV855.314...	025																																																																																																
5	L mm	8,0	8,0	8,0	8,0																																																																																													
Shank	<b>Order No.</b>																																																																																																	
FG	• GV856.314...	014	016	018	021																																																																																													
5	L mm	9,0																																																																																																
Shank	<b>Order No.</b>																																																																																																	
FG	• GV856L.314...	018																																																																																																
5	L mm	8,0																																																																																																
Shank	<b>Order No.</b>																																																																																																	
FG	• GV858.314...	014																																																																																																
5	L mm	8,0																																																																																																
Shank	<b>Order No.</b>																																																																																																	
FG	• GV862.314...	014																																																																																																
<p><b>V863</b></p>  <table border="1"> <tr><td>5</td><td>L mm</td><td>10,0</td><td>10,0</td></tr> <tr><td>Shank</td><td><b>Order No.</b></td><td></td><td></td></tr> <tr><td>FG</td><td>• V863.314...</td><td>012</td><td>016</td></tr> <tr><td></td><td>• FV863.314...</td><td>012</td><td>016</td></tr> <tr><td></td><td>• GV863.314...</td><td>012</td><td>016</td></tr> </table>	5	L mm	10,0	10,0	Shank	<b>Order No.</b>			FG	• V863.314...	012	016		• FV863.314...	012	016		• GV863.314...	012	016	<p><b>V878</b></p>  <table border="1"> <tr><td>5</td><td>L mm</td><td>8,0</td><td>8,0</td><td>8,0</td></tr> <tr><td>Shank</td><td><b>Order No.</b></td><td></td><td></td><td></td></tr> <tr><td>FG</td><td>• V878.314...</td><td>010</td><td>012</td><td>014</td></tr> <tr><td></td><td>• FV878.314...</td><td>010</td><td>012</td><td>014</td></tr> <tr><td></td><td>• GV878.314...</td><td></td><td>012</td><td>014</td></tr> </table>	5	L mm	8,0	8,0	8,0	Shank	<b>Order No.</b>				FG	• V878.314...	010	012	014		• FV878.314...	010	012	014		• GV878.314...		012	014	<p><b>V878K</b></p>  <table border="1"> <tr><td>5</td><td>L mm</td><td>8,0</td><td>8,0</td><td>8,0</td><td>8,0</td><td>8,0</td></tr> <tr><td>Shank</td><td><b>Order No.</b></td><td></td><td></td><td></td><td></td><td></td></tr> <tr><td>FG</td><td>• V878K.314...</td><td>014</td><td>016</td><td>018</td><td>020</td><td>022</td></tr> <tr><td></td><td>• FV878K.314...</td><td>014</td><td>016</td><td>018</td><td>020</td><td>022</td></tr> <tr><td></td><td>• GV878K.314...</td><td>014</td><td>016</td><td>018</td><td>020</td><td>022</td></tr> </table>	5	L mm	8,0	8,0	8,0	8,0	8,0	Shank	<b>Order No.</b>						FG	• V878K.314...	014	016	018	020	022		• FV878K.314...	014	016	018	020	022		• GV878K.314...	014	016	018	020	022	<p><b>V879</b></p>  <table border="1"> <tr><td>5</td><td>L mm</td><td>10,0</td></tr> <tr><td>Shank</td><td><b>Order No.</b></td><td></td></tr> <tr><td>FG</td><td>• V879.314...</td><td>014</td></tr> <tr><td></td><td>• FV879.314...</td><td>014</td></tr> <tr><td></td><td>• GV879.314...</td><td>014</td></tr> </table>	5	L mm	10,0	Shank	<b>Order No.</b>		FG	• V879.314...	014		• FV879.314...	014		• GV879.314...	014
5	L mm	10,0	10,0																																																																																															
Shank	<b>Order No.</b>																																																																																																	
FG	• V863.314...	012	016																																																																																															
	• FV863.314...	012	016																																																																																															
	• GV863.314...	012	016																																																																																															
5	L mm	8,0	8,0	8,0																																																																																														
Shank	<b>Order No.</b>																																																																																																	
FG	• V878.314...	010	012	014																																																																																														
	• FV878.314...	010	012	014																																																																																														
	• GV878.314...		012	014																																																																																														
5	L mm	8,0	8,0	8,0	8,0	8,0																																																																																												
Shank	<b>Order No.</b>																																																																																																	
FG	• V878K.314...	014	016	018	020	022																																																																																												
	• FV878K.314...	014	016	018	020	022																																																																																												
	• GV878K.314...	014	016	018	020	022																																																																																												
5	L mm	10,0																																																																																																
Shank	<b>Order No.</b>																																																																																																	
FG	• V879.314...	014																																																																																																
	• FV879.314...	014																																																																																																
	• GV879.314...	014																																																																																																
<p><b>V879K</b></p>  <table border="1"> <tr><td>5</td><td>L mm</td><td>10,0</td><td>10,0</td><td>10,0</td><td>10,0</td></tr> <tr><td>Shank</td><td><b>Order No.</b></td><td></td><td></td><td></td><td></td></tr> <tr><td>FG</td><td>• V879K.314...</td><td>012</td><td>014</td><td>016</td><td>018</td></tr> <tr><td></td><td>• FV879K.314...</td><td>012</td><td>014</td><td>016</td><td>018</td></tr> <tr><td></td><td>• GV879K.314...</td><td>012</td><td>014</td><td>016</td><td>018</td></tr> </table>	5	L mm	10,0	10,0	10,0	10,0	Shank	<b>Order No.</b>					FG	• V879K.314...	012	014	016	018		• FV879K.314...	012	014	016	018		• GV879K.314...	012	014	016	018	<p><b>V880</b></p>  <table border="1"> <tr><td>5</td><td>L mm</td><td>6,0</td></tr> <tr><td>Shank</td><td><b>Order No.</b></td><td></td></tr> <tr><td>FG</td><td>• V880.314...</td><td>012</td></tr> <tr><td></td><td>• FV880.314...</td><td>012</td></tr> <tr><td></td><td>• GV880.314...</td><td>012</td></tr> </table>	5	L mm	6,0	Shank	<b>Order No.</b>		FG	• V880.314...	012		• FV880.314...	012		• GV880.314...	012	<p><b>V881</b></p>  <table border="1"> <tr><td>5</td><td>L mm</td><td>8,0</td><td>8,0</td></tr> <tr><td>Shank</td><td><b>Order No.</b></td><td></td><td></td></tr> <tr><td>FG</td><td>• V881.314...</td><td>014</td><td></td></tr> <tr><td></td><td>• FV881.314...</td><td>014</td><td></td></tr> <tr><td></td><td>• GV881.314...</td><td>014</td><td>016</td></tr> </table>	5	L mm	8,0	8,0	Shank	<b>Order No.</b>			FG	• V881.314...	014			• FV881.314...	014			• GV881.314...	014	016	<p><b>V909</b></p>  <table border="1"> <tr><td>5</td><td>L mm</td><td>1,6</td></tr> <tr><td>Shank</td><td><b>Order No.</b></td><td></td></tr> <tr><td>FG</td><td>• GV909.314...</td><td>040</td></tr> </table>	5	L mm	1,6	Shank	<b>Order No.</b>		FG	• GV909.314...	040																					
5	L mm	10,0	10,0	10,0	10,0																																																																																													
Shank	<b>Order No.</b>																																																																																																	
FG	• V879K.314...	012	014	016	018																																																																																													
	• FV879K.314...	012	014	016	018																																																																																													
	• GV879K.314...	012	014	016	018																																																																																													
5	L mm	6,0																																																																																																
Shank	<b>Order No.</b>																																																																																																	
FG	• V880.314...	012																																																																																																
	• FV880.314...	012																																																																																																
	• GV880.314...	012																																																																																																
5	L mm	8,0	8,0																																																																																															
Shank	<b>Order No.</b>																																																																																																	
FG	• V881.314...	014																																																																																																
	• FV881.314...	014																																																																																																
	• GV881.314...	014	016																																																																																															
5	L mm	1,6																																																																																																
Shank	<b>Order No.</b>																																																																																																	
FG	• GV909.314...	040																																																																																																

**WHITE TIGER DIAMONDS**

**Maximum life-span**

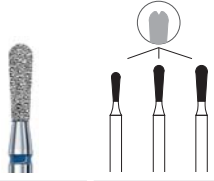








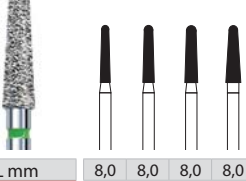













The LLD bond ensures that diamond particles no longer come loose. This increases the life span of the White-TIGER diamond instruments several times over. Using standard diamond instruments the diamond particles come loose much sooner from the bond resulting in a short life span of the instruments.



<p><b>W368</b></p>  <table border="1"> <tr><td>3</td><td>L mm</td><td>5,5</td><td>5,0</td></tr> <tr><td>Shank</td><td><b>Order No.</b></td><td></td><td></td></tr> <tr><td>FG</td><td>• W368.314...</td><td>020</td><td></td></tr> <tr><td></td><td>• FW368.314...</td><td>020</td><td></td></tr> <tr><td></td><td>• GW368.314...</td><td>020</td><td>023</td></tr> </table>	3	L mm	5,5	5,0	Shank	<b>Order No.</b>			FG	• W368.314...	020			• FW368.314...	020			• GW368.314...	020	023	<p><b>W379</b></p>  <table border="1"> <tr><td>3</td><td>L mm</td><td>4,2</td></tr> <tr><td>Shank</td><td><b>Order No.</b></td><td></td></tr> <tr><td>FG</td><td>• W379.314...</td><td>023</td></tr> <tr><td></td><td>• FW379.314...</td><td>023</td></tr> <tr><td></td><td>• GW379.314...</td><td>023</td></tr> </table>	3	L mm	4,2	Shank	<b>Order No.</b>		FG	• W379.314...	023		• FW379.314...	023		• GW379.314...	023	<p><b>W801</b></p>  <table border="1"> <tr><td>3</td><td>L mm</td><td></td><td></td><td></td></tr> <tr><td>Shank</td><td><b>Order No.</b></td><td></td><td></td><td></td></tr> <tr><td>FG</td><td>• W801.314...</td><td>014</td><td>021</td><td>023</td></tr> <tr><td></td><td>• FW801.314...</td><td>014</td><td>021</td><td>023</td></tr> <tr><td></td><td>• GW801.314...</td><td>014</td><td>021</td><td>023</td></tr> </table>	3	L mm				Shank	<b>Order No.</b>				FG	• W801.314...	014	021	023		• FW801.314...	014	021	023		• GW801.314...	014	021	023	<p><b>W811</b></p>  <table border="1"> <tr><td>3</td><td>L mm</td><td>4,2</td></tr> <tr><td>Shank</td><td><b>Order No.</b></td><td></td></tr> <tr><td>FG</td><td>• GW811.314...</td><td>033</td></tr> </table>	3	L mm	4,2	Shank	<b>Order No.</b>		FG	• GW811.314...	033
3	L mm	5,5	5,0																																																																					
Shank	<b>Order No.</b>																																																																							
FG	• W368.314...	020																																																																						
	• FW368.314...	020																																																																						
	• GW368.314...	020	023																																																																					
3	L mm	4,2																																																																						
Shank	<b>Order No.</b>																																																																							
FG	• W379.314...	023																																																																						
	• FW379.314...	023																																																																						
	• GW379.314...	023																																																																						
3	L mm																																																																							
Shank	<b>Order No.</b>																																																																							
FG	• W801.314...	014	021	023																																																																				
	• FW801.314...	014	021	023																																																																				
	• GW801.314...	014	021	023																																																																				
3	L mm	4,2																																																																						
Shank	<b>Order No.</b>																																																																							
FG	• GW811.314...	033																																																																						



**WHITE TIGER DIAMONDS**

<p><b>W830L</b></p>  <p>Shank FG 3</p> <table border="1"> <tr><td>L mm</td><td>4,0</td><td>5,0</td><td>5,0</td></tr> <tr><td>Order No.</td><td></td><td></td><td></td></tr> <tr><td>• W830L.314...</td><td>012</td><td>014</td><td>016</td></tr> <tr><td>• FW830L.314...</td><td>012</td><td>014</td><td>016</td></tr> <tr><td>• GW830L.314...</td><td>012</td><td>014</td><td>016</td></tr> </table>	L mm	4,0	5,0	5,0	Order No.				• W830L.314...	012	014	016	• FW830L.314...	012	014	016	• GW830L.314...	012	014	016	<p><b>W835KR</b></p>  <p>Shank FG 3</p> <table border="1"> <tr><td>L mm</td><td>4,5</td></tr> <tr><td>Order No.</td><td></td></tr> <tr><td>• W835KR.314...</td><td>012</td></tr> <tr><td>• FW835KR.314...</td><td>012</td></tr> <tr><td>• GW835KR.314...</td><td>012</td></tr> </table>	L mm	4,5	Order No.		• W835KR.314...	012	• FW835KR.314...	012	• GW835KR.314...	012	<p><b>W837KR</b></p>  <p>Shank FG 3</p> <table border="1"> <tr><td>L mm</td><td>8,3</td><td>8,3</td></tr> <tr><td>Order No.</td><td></td><td></td></tr> <tr><td>• W837KR.314...</td><td>014</td><td></td></tr> <tr><td>• FW837KR.314...</td><td>014</td><td></td></tr> <tr><td>• GW837KR.314...</td><td>014</td><td></td></tr> <tr><td>• SGW837KR.314...</td><td></td><td>016</td></tr> </table>	L mm	8,3	8,3	Order No.			• W837KR.314...	014		• FW837KR.314...	014		• GW837KR.314...	014		• SGW837KR.314...		016	<p><b>W846KR</b></p>  <p>Shank FG 3</p> <table border="1"> <tr><td>L mm</td><td>6,0</td><td>6,0</td></tr> <tr><td>Order No.</td><td></td><td></td></tr> <tr><td>• W846KR.314...</td><td>016</td><td>023</td></tr> </table>	L mm	6,0	6,0	Order No.			• W846KR.314...	016	023							
L mm	4,0	5,0	5,0																																																																
Order No.																																																																			
• W830L.314...	012	014	016																																																																
• FW830L.314...	012	014	016																																																																
• GW830L.314...	012	014	016																																																																
L mm	4,5																																																																		
Order No.																																																																			
• W835KR.314...	012																																																																		
• FW835KR.314...	012																																																																		
• GW835KR.314...	012																																																																		
L mm	8,3	8,3																																																																	
Order No.																																																																			
• W837KR.314...	014																																																																		
• FW837KR.314...	014																																																																		
• GW837KR.314...	014																																																																		
• SGW837KR.314...		016																																																																	
L mm	6,0	6,0																																																																	
Order No.																																																																			
• W846KR.314...	016	023																																																																	
<p><b>W847</b></p>  <p>Shank FG 3</p> <table border="1"> <tr><td>L mm</td><td>8,0</td><td>8,0</td></tr> <tr><td>Order No.</td><td></td><td></td></tr> <tr><td>• W847.314...</td><td></td><td>016</td></tr> <tr><td>• GW847.314...</td><td>014</td><td>016</td></tr> </table>	L mm	8,0	8,0	Order No.			• W847.314...		016	• GW847.314...	014	016	<p><b>W847KR</b></p>  <p>Shank FG 3</p> <table border="1"> <tr><td>L mm</td><td>8,0</td><td>8,0</td></tr> <tr><td>Order No.</td><td></td><td></td></tr> <tr><td>• W847KR.314...</td><td>016</td><td></td></tr> <tr><td>• FW847KR.314...</td><td>016</td><td></td></tr> <tr><td>• GW847KR.314...</td><td>016</td><td>018</td></tr> </table>	L mm	8,0	8,0	Order No.			• W847KR.314...	016		• FW847KR.314...	016		• GW847KR.314...	016	018	<p><b>W848</b></p>  <p>Shank FG 3</p> <table border="1"> <tr><td>L mm</td><td>10,0</td></tr> <tr><td>Order No.</td><td></td></tr> <tr><td>• GW848.314...</td><td>018</td></tr> </table>	L mm	10,0	Order No.		• GW848.314...	018	<p><b>W850</b></p>  <p>Shank FG 3</p> <table border="1"> <tr><td>L mm</td><td>10,0</td><td>10,0</td><td>10,0</td></tr> <tr><td>Order No.</td><td></td><td></td><td></td></tr> <tr><td>• W850.314...</td><td>012</td><td>014</td><td></td></tr> <tr><td>• FW850.314...</td><td>012</td><td></td><td></td></tr> <tr><td>• GW850.314...</td><td>012</td><td>014</td><td>016</td></tr> </table>	L mm	10,0	10,0	10,0	Order No.				• W850.314...	012	014		• FW850.314...	012			• GW850.314...	012	014	016											
L mm	8,0	8,0																																																																	
Order No.																																																																			
• W847.314...		016																																																																	
• GW847.314...	014	016																																																																	
L mm	8,0	8,0																																																																	
Order No.																																																																			
• W847KR.314...	016																																																																		
• FW847KR.314...	016																																																																		
• GW847KR.314...	016	018																																																																	
L mm	10,0																																																																		
Order No.																																																																			
• GW848.314...	018																																																																		
L mm	10,0	10,0	10,0																																																																
Order No.																																																																			
• W850.314...	012	014																																																																	
• FW850.314...	012																																																																		
• GW850.314...	012	014	016																																																																
<p><b>W855</b></p>  <p>Shank FG 3</p> <table border="1"> <tr><td>L mm</td><td>7,0</td></tr> <tr><td>Order No.</td><td></td></tr> <tr><td>• GW855.314...</td><td>025</td></tr> </table>	L mm	7,0	Order No.		• GW855.314...	025	<p><b>W856</b></p>  <p>Shank FG 3</p> <table border="1"> <tr><td>L mm</td><td>8,0</td><td>8,0</td><td>8,0</td><td>8,0</td></tr> <tr><td>Order No.</td><td></td><td></td><td></td><td></td></tr> <tr><td>• GW856.314...</td><td>014</td><td>016</td><td>018</td><td>021</td></tr> </table>	L mm	8,0	8,0	8,0	8,0	Order No.					• GW856.314...	014	016	018	021	<p><b>W856L</b></p>  <p>Shank FG 3</p> <table border="1"> <tr><td>L mm</td><td>9,0</td></tr> <tr><td>Order No.</td><td></td></tr> <tr><td>• GW856L.314...</td><td>018</td></tr> </table>	L mm	9,0	Order No.		• GW856L.314...	018	<p><b>W858</b></p>  <p>Shank FG 3</p> <table border="1"> <tr><td>L mm</td><td>8,0</td></tr> <tr><td>Order No.</td><td></td></tr> <tr><td>• GW858.314...</td><td>014</td></tr> </table>	L mm	8,0	Order No.		• GW858.314...	014																															
L mm	7,0																																																																		
Order No.																																																																			
• GW855.314...	025																																																																		
L mm	8,0	8,0	8,0	8,0																																																															
Order No.																																																																			
• GW856.314...	014	016	018	021																																																															
L mm	9,0																																																																		
Order No.																																																																			
• GW856L.314...	018																																																																		
L mm	8,0																																																																		
Order No.																																																																			
• GW858.314...	014																																																																		
<p><b>W860</b></p>  <p>Shank FG 3</p> <table border="1"> <tr><td>L mm</td><td>5,0</td></tr> <tr><td>Order No.</td><td></td></tr> <tr><td>• FW860.314...</td><td>012</td></tr> </table>	L mm	5,0	Order No.		• FW860.314...	012	<p><b>W862</b></p>  <p>Shank FG 3</p> <table border="1"> <tr><td>L mm</td><td>8,0</td></tr> <tr><td>Order No.</td><td></td></tr> <tr><td>• GW862.314...</td><td>014</td></tr> </table>	L mm	8,0	Order No.		• GW862.314...	014	<p><b>W863</b></p>  <p>Shank FG 3</p> <table border="1"> <tr><td>L mm</td><td>10,0</td><td>10,0</td></tr> <tr><td>Order No.</td><td></td><td></td></tr> <tr><td>• W863.314...</td><td>012</td><td>016</td></tr> <tr><td>• FW863.314...</td><td>012</td><td>016</td></tr> <tr><td>• GW863.314...</td><td>012</td><td>016</td></tr> </table>	L mm	10,0	10,0	Order No.			• W863.314...	012	016	• FW863.314...	012	016	• GW863.314...	012	016	<p><b>W878</b></p>  <p>Shank FG 3</p> <table border="1"> <tr><td>L mm</td><td>8,0</td><td>8,0</td><td>8,0</td></tr> <tr><td>Order No.</td><td></td><td></td><td></td></tr> <tr><td>• W878.314...</td><td>010</td><td>012</td><td>014</td></tr> <tr><td>• FW878.314...</td><td>010</td><td>012</td><td>014</td></tr> <tr><td>• GW878.314...</td><td></td><td>012</td><td>014</td></tr> </table>	L mm	8,0	8,0	8,0	Order No.				• W878.314...	010	012	014	• FW878.314...	010	012	014	• GW878.314...		012	014																	
L mm	5,0																																																																		
Order No.																																																																			
• FW860.314...	012																																																																		
L mm	8,0																																																																		
Order No.																																																																			
• GW862.314...	014																																																																		
L mm	10,0	10,0																																																																	
Order No.																																																																			
• W863.314...	012	016																																																																	
• FW863.314...	012	016																																																																	
• GW863.314...	012	016																																																																	
L mm	8,0	8,0	8,0																																																																
Order No.																																																																			
• W878.314...	010	012	014																																																																
• FW878.314...	010	012	014																																																																
• GW878.314...		012	014																																																																
<p><b>W878K</b></p>  <p>Shank FG 3</p> <table border="1"> <tr><td>L mm</td><td>8,0</td><td>8,0</td><td>8,0</td><td>8,0</td><td>8,0</td></tr> <tr><td>Order No.</td><td></td><td></td><td></td><td></td><td></td></tr> <tr><td>• W878K.314...</td><td>014</td><td>016</td><td>018</td><td>020</td><td>022</td></tr> <tr><td>• FW878K.314...</td><td>014</td><td>016</td><td>018</td><td>020</td><td>022</td></tr> <tr><td>• GW878K.314...</td><td>014</td><td>016</td><td>018</td><td>020</td><td>022</td></tr> </table>	L mm	8,0	8,0	8,0	8,0	8,0	Order No.						• W878K.314...	014	016	018	020	022	• FW878K.314...	014	016	018	020	022	• GW878K.314...	014	016	018	020	022	<p><b>W879</b></p>  <p>Shank FG 3</p> <table border="1"> <tr><td>L mm</td><td>10,0</td></tr> <tr><td>Order No.</td><td></td></tr> <tr><td>• W879.314...</td><td>014</td></tr> <tr><td>• FW879.314...</td><td>014</td></tr> <tr><td>• GW879.314...</td><td>014</td></tr> </table>	L mm	10,0	Order No.		• W879.314...	014	• FW879.314...	014	• GW879.314...	014	<p><b>W879K</b></p>  <p>Shank FG 3</p> <table border="1"> <tr><td>L mm</td><td>10,0</td><td>10,0</td><td>10,0</td><td>10,0</td></tr> <tr><td>Order No.</td><td></td><td></td><td></td><td></td></tr> <tr><td>• W879K.314...</td><td>012</td><td>014</td><td>016</td><td>018</td></tr> <tr><td>• FW879K.314...</td><td>012</td><td>014</td><td>016</td><td>018</td></tr> <tr><td>• GW879K.314...</td><td>012</td><td>014</td><td>016</td><td>018</td></tr> </table>	L mm	10,0	10,0	10,0	10,0	Order No.					• W879K.314...	012	014	016	018	• FW879K.314...	012	014	016	018	• GW879K.314...	012	014	016	018
L mm	8,0	8,0	8,0	8,0	8,0																																																														
Order No.																																																																			
• W878K.314...	014	016	018	020	022																																																														
• FW878K.314...	014	016	018	020	022																																																														
• GW878K.314...	014	016	018	020	022																																																														
L mm	10,0																																																																		
Order No.																																																																			
• W879.314...	014																																																																		
• FW879.314...	014																																																																		
• GW879.314...	014																																																																		
L mm	10,0	10,0	10,0	10,0																																																															
Order No.																																																																			
• W879K.314...	012	014	016	018																																																															
• FW879K.314...	012	014	016	018																																																															
• GW879K.314...	012	014	016	018																																																															
<p><b>W880</b></p>  <p>Shank FG 3</p> <table border="1"> <tr><td>L mm</td><td>10,0</td></tr> <tr><td>Order No.</td><td></td></tr> <tr><td>• W880.314...</td><td>012</td></tr> <tr><td>• FW880.314...</td><td>012</td></tr> <tr><td>• GW880.314...</td><td>012</td></tr> </table>	L mm	10,0	Order No.		• W880.314...	012	• FW880.314...	012	• GW880.314...	012	<p><b>W881</b></p>  <p>Shank FG 3</p> <table border="1"> <tr><td>L mm</td><td>8,0</td><td>8,0</td></tr> <tr><td>Order No.</td><td></td><td></td></tr> <tr><td>• W881.314...</td><td>014</td><td></td></tr> <tr><td>• FW881.314...</td><td>014</td><td>016</td></tr> <tr><td>• GW881.314...</td><td>014</td><td>016</td></tr> </table>	L mm	8,0	8,0	Order No.			• W881.314...	014		• FW881.314...	014	016	• GW881.314...	014	016	<p><b>W899</b></p>  <p>Shank FG 3</p> <table border="1"> <tr><td>L mm</td><td>7,0</td></tr> <tr><td>Order No.</td><td></td></tr> <tr><td>• W899.314...</td><td>027</td></tr> <tr><td>• FW899.314...</td><td>027</td></tr> <tr><td>• GW899.314...</td><td>027</td></tr> </table>	L mm	7,0	Order No.		• W899.314...	027	• FW899.314...	027	• GW899.314...	027	<p><b>W909</b></p>  <p>Shank FG 3</p> <table border="1"> <tr><td>L mm</td><td>1,6</td></tr> <tr><td>Order No.</td><td></td></tr> <tr><td>• GW909.314...</td><td>040</td></tr> </table>	L mm	1,6	Order No.		• GW909.314...	040																							
L mm	10,0																																																																		
Order No.																																																																			
• W880.314...	012																																																																		
• FW880.314...	012																																																																		
• GW880.314...	012																																																																		
L mm	8,0	8,0																																																																	
Order No.																																																																			
• W881.314...	014																																																																		
• FW881.314...	014	016																																																																	
• GW881.314...	014	016																																																																	
L mm	7,0																																																																		
Order No.																																																																			
• W899.314...	027																																																																		
• FW899.314...	027																																																																		
• GW899.314...	027																																																																		
L mm	1,6																																																																		
Order No.																																																																			
• GW909.314...	040																																																																		

DS2  
FDS2  
CDS2  
10



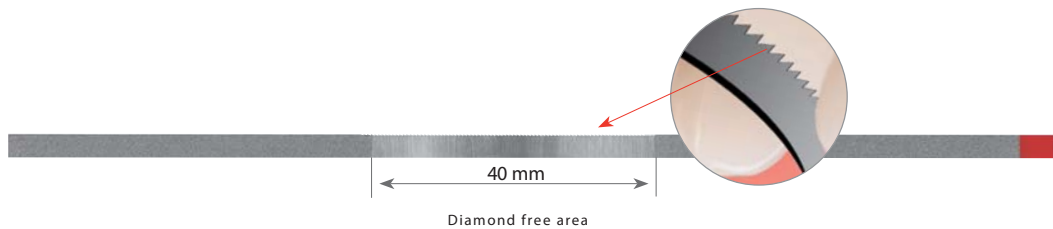
L mm	147	147	147
Grit	• 45 µm	• 30 µm	• 15 µm
Thickness mm	0,13	0,10	0,08
Width mm	2,5	2,5	2,5
Order No.	DS2	FDS2	CDS2

DS3  
FDS3  
CDS3  
10



L mm	147	147	147
Grit	• 45 µm	• 30 µm	• 15 µm
Thickness mm	0,13	0,10	0,08
Width mm	3,75	3,75	3,75
Order No.	DS3	FDS3	CDS3

FXDS3  
CXDS3  
10



L mm	147	147
Grit	• 30 µm	• 15 µm
Thickness mm	0,10	0,08
Width mm	3,75	3,75
Order No.	FXDS3	CXDS3

**Applications**

- For contouring the proximal regions of all types of fillings
- Removing excess material from the proximal regions of filling - materials like composites, acrylics, glass ionomer cements and amalgam
- Removing excess cement after placing inlays, onlays and laminate veneers



**Advantages**

- Contours the proximal regions anatomically
- Simplifies working procedures through the serrated edge which separates interdental spaces quickly
- The serrated diamond strips have wider non - diamond coated area, which simplifies sawing
- Serrated sawing edge and diamond - coated abrasive area combined in one instrument simplifies working procedures
- Made of highly stable stainless steel to resist breaking and stretching, for an economical service life
- Autoclavable

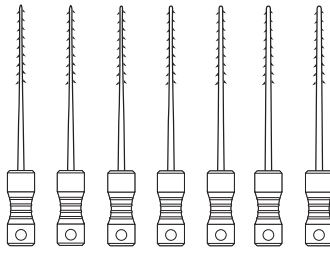

Filling process	• Blue ring	• Standard	• 37 - 45 µm	• ISO No. 524
	• Red ring	• Fine	• 30 - 40 µm	• ISO No. 514
	• Yellow ring	• Superfine	• 10 - 20 µm	• ISO No. 504



# ENDODONTICS



**9107**  

Nerve broaches

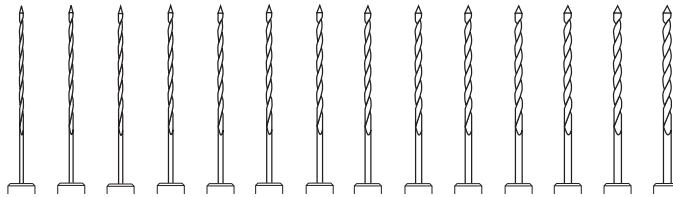



Shank	ISO	Order No.	Ø ISO	020	025	030	035	040	050	060	
654	L=11	340 654657 455 ... Assortment	9107.11.654 ... 9107.11.654S01	6	020	025	030	035	040	050	060
				1		025	030	035	040	050	060

Manual preparation: insert the nerve broach into the root canal and withdraw the engaged pulp by turning it from 180° to 360°.


**171**  

K- Reamer

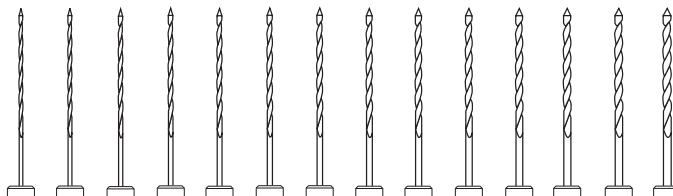



Shank	max. 450 - 800	ISO	Order No.	Ø ISO	008	010	015	020	025	030	035	040	045	050	055	060	070	080
RA	L=21	340 204639 451 ... Assortments	171.21.204 ... 171.21.204S01 171.21.204S02	6	008	010	015	020	025	030	035	040						
				1			015	020	025	030	035	040	045	050	055	060	070	080
RA	L=25	340 204640 451 ... Assortments	171.25.204 ... 171.25.204S01 171.25.204S02	6	008	010	015	020	025	030	035	040	045	050	055	060	070	080
				1			015	020	025	030	035	040	045	050	055	060	070	080
RA	L=28	340 204641 451 ... Assortments	171.28.204 ... 171.28.204S01 171.28.204S02	6	008	010	015	020	025	030	035	040	045	050	055	060	070	080
				1			015	020	025	030	035	040	045	050	055	060	070	080
				1									045	050	055	060	070	080

Machine - driven preparation: use RA handpiece with yellow colour coding and 1/4 turn max.

**171**  

K- Reamer




Shank	ISO	Order No.	Ø ISO	008	010	015	020	025	030	035	040	045	050	055	060	070	080	
654	L=21	340 654639 451 ... Assortments	171.21.654 ... 171.21.654S01 171.21.654S02	6	008	010	015	020	025	030	035	040						
				1			015	020	025	030	035	040	045	050	055	060	070	080
654	L=25	340 654640 451 ... Assortments	171.25.654 ... 171.25.654S01 171.25.654S02	6	008	010	015	020	025	030	035	040	045	050	055	060	070	080
				1			015	020	025	030	035	040	045	050	055	060	070	080
654	L=28	340 654641 451 ... Assortments	171.28.654 ... 171.28.654S01 171.28.654S02	6	008	010	015	020	025	030	035	040	045	050	055	060	070	080
				1			015	020	025	030	035	040	045	050	055	060	070	080
654	L=31	340 654642 451 ... Assortments	171.31.654 ... 171.31.654S01 171.31.654S02	6	008	010	015	020	025	030	035	040	045	050	055	060	070	080
				1			015	020	025	030	035	040	045	050	055	060	070	080
				1									045	050	055	060	070	080

Manual preparation: application with pressure movement 90° max. and clock - wise rotary movement.  
Machine - driven preparation: use RA handpiece with yellow colour coding and 1/4 turn max.

**173**

„K“ - Files




Shank	Ø max.	L mm	ISO	Order No.
654	L=21	340 654 645 452 ...	173.21.654. ...	173.21.654S01
			Assortments	173.21.654S02
654	L=25	340 654 646 452 ...	173.25.654. ...	173.25.654S01
			Assortments	173.25.654S02
654	L=28	340 654 647 452 ...	173.28.654. ...	173.28.654S01
			Assortments	173.28.654S02
654	L=31	340 654 648 452 ...	173.31.654. ...	173.31.654S01
			Assortments	173.31.654S02

Ø ISO	008	010	015	020	025	030	035	040	045	050	055	060	070	080
6	008	010	015	020	025	030	035	040	045	050	055	060	070	080
1			015	020	025	030	035	040		045	050	055	060	070
1									045	050	055	060	070	080
6	008	010	015	020	025	030	035	040	045	050	055	060	070	080
1			015	020	025	030	035	040						
1									045	050	055	060	070	080
6	008	010	015	020	025	030	035	040	045	050	055	060	070	080
1			015	020	025	030	035	040						
1									045	050	055	060	070	080

Manual preparation: filing motion combined with rotary movements clock - wise 45° max.  
 Machine - driven preparation: use RA handpiece with yellow colour coding and 1/4 turn max.

**174**

Hedstroem files




Shank	Ø max.	L mm	ISO	Order No.
RA	L=21	340 204 650 453 ...	174.21.204. ...	174.21.204S01
			Assortment	174.21.204S02
RA	L=25	340 204 651 453 ...	174.25.204. ...	174.25.204S01
			Assortments	174.25.204S02

Ø ISO	015	020	025	030	035	040	045	050	055	060	070	080
6	015	020	025	030	035	040						
1	015	020	025	030	035	040						
6	015	020	025	030	035	040	045	050	055	060	070	080
1	015	020	025	030	035	040						
1							045	050	055	060	070	080

Machine - driven preparation: use RA handpiece with yellow colour coding and 1/4 turn max.

**174**

Hedstroem files



Shank	Ø max.	L mm	ISO	Order No.
654	L=21	340 654 650 453 ...	174.21.654. ...	174.21.654S01
			Assortments	174.21.654S02
654	L=25	340 654 651 453 ...	174.25.654. ...	174.25.654S01
			Assortments	174.25.654S02
654	L=28	340 654 652 453 ...	174.28.654. ...	174.28.654S01
			Assortments	174.28.654S02
654	L=31	340 654 653 453 ...	174.31.654. ...	174.31.654S01
			Assortments	174.31.654S02

Ø ISO	008	010	015	020	025	030	035	040	045	050	055	060	070	080
6	008	010	015	020	025	030	035	040	045	050	055	060	070	080
1			015	020	025	030	035	040		045	050	055	060	070
1									045	050	055	060	070	080
6	008	010	015	020	025	030	035	040	045	050	055	060	070	080
1			015	020	025	030	035	040						
1									045	050	055	060	070	080
6	008	010	015	020	025	030	035	040	045	050	055	060	070	080
1			015	020	025	030	035	040						
1									045	050	055	060	070	080

Manual preparation: use hand instrument in an up - and - down movement, without turning or twisting the instrument.  
 Machine - driven preparation: use RA handpiece with yellow colour coding and 1/4 turn max.

# Endodontics

**178** Root fillers „L“

Shank  $\varnothing_{\text{max.}}$  800

	ISO	Order No.
RA L=21	340 204675 458 ...	178.21.204. ...
	Assortment	178.21.204SO
RA L=25	340 204676 458 ...	178.25.204. ...
	Assortment	178.25.204SO

$\varnothing$ ISO	025	030	035	040
4	025	030	035	040
1	025	030	035	040
4	025	030	035	040
1	025	030	035	040

Without safety spiral. RA handpiece with green colour coding.

**178S** Root fillers „L“

Shank  $\varnothing_{\text{max.}}$  800

	ISO	Order No.
RA L=21	340 204672 458 ...	178S.21.204. ...
	Assortment	178S.21.204SO
RA L=25	340 204673 458 ...	178S.25.204. ...
	Assortment	178S.25.204SO

$\varnothing$ ISO	025	030	035	040
4	025	030	035	040
1	025	030	035	040
4	025	030	035	040
1	025	030	035	040

With safety spiral. RA handpiece with green colour coding.

**180** Gates

Shank  $\varnothing_{\text{max.}}$  450 - 800

	ISO	Order No.
RA L=15	330 204679 336 ...	180.15.204. ...
	Assortment	180.15.204SO
RA L=19	330 204679 336 ...	180.19.204. ...
	Assortment	180.19.204SO

	1	2	3	4	5	6
6	050	070	090	110	130	150
1	050	070	090	110	130	150
6	050	070	090	110	130	150
1	050	070	090	110	130	150

**183** Peeso

Shank  $\varnothing_{\text{max.}}$  800 - 1.200

	ISO	Order No.
RA L=15	330 204682 336 ...	183.15.204. ...
	Assortment	183.15.204SO
RA L=19	330 204682 336 ...	183.19.204. ...
	Assortment	183.19.204SO

	1	2	3	4	5	6
6	070	090	110	130	150	170
1	070	090	110	130	150	170
6	070	090	110	130	150	170
1	070	090	110	130	150	170

**183** Root Canal reamer

Shank  $\varnothing_{\text{max.}}$  800 - 1.200

	ISO	Order No.
RA L=20	330 204681 336 ...	183.20.204. ...
	Assortment	183.20.204SO

	1	2	3	4
6	120	140	165	190
1/2/2/1	120	140	165	190

**EST**  
Endo Stops



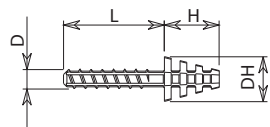
EST-250



# HEAD MASTER TAPERED, ACTIVE



**62**  
Titanium  
(Ti6Al4V)



Colour code / size		
Post Shank	D mm	
L. of Post Shank	L mm	
Head ø	DH mm	
Head length	H mm	
Assortment	Order No.	

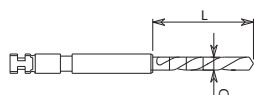
Refill	Order No.
	10
Head Master SET, active tapered head short	6260SO
Head Master SET, active tapered head long	6265SO

**183**  
Peeso  
max. 800 - 1.200



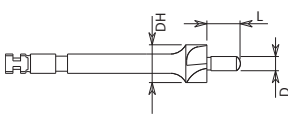
Shank mark / rings		Order No.
ISO		
330 204 682 336 ...	6	183.15.204...
330 204 682 336 ...	6	183.19.204...

**63**  
Drill  
max. 500 - 1.000



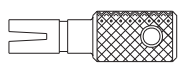
Colour code / size		
Drill ø	D mm	
L. of Drill	L mm	
	Order No.	

**63**  
Root Facer  
max. 2.000



Colour code / size		
Guide Pin ø	D mm	
L. of Pin	L mm	
Head ø	DH mm	
	Order No.	

**63**  
Socket Wrench




Colour code / size	Order No.
	3

1		2		3		4	
6202SO	6203SO	6204SO	6205SO	6206SO	6207SO	6208SO	6209SO
6210-10	6211-10	6212-10	6213-10	6214-10	6215-10	6216-10	6217-10
090	090	110	110	110	110	130	130
6320-3	6321-3	6322-3	6323-3	6324-3	6325-3	6326-3	6327-3
6330-3	6331-3	6332-3	6333-3				
6350-3	6351-3	6352-3	6353-3				

# RETENTION PINS

**20**  
Retopin red  
max. 750




Size	ø mm	.021" / 0.6mm	.021" / 0.6mm	.021" / 0.6mm	.021" / 0.6mm
Assortment		Order No.	Order No.	Order No.	Order No.
standard		2007SO	2010SO	2008- 100	2011- 100
Refill pack					
economy		2006SO	2009SO	100	

Assortment: 25 mounted Pins, 1 Drill, 1 Handle


economy: 100 mounted Pins, 4 Drills, 1 Handle

**2003**  
Drills  
max. 1.000



Size	ø mm	.021" / 0.6mm
Assortment		Order No.
standard		2003- 6
economy		6

**20**  
Reto - Minipin green  
max. 750




Size	ø mm	.017" / 0.5mm	.017" / 0.5mm	.017" / 0.5mm	.017" / 0.5mm
Assortment		Order No.	Order No.	Order No.	Order No.
standard		2026SO	2029SO	2027- 100	2030- 100
Refill pack					
economy		2031SO	2028SO	100	


Assortment: 25 mounted Pins, 1 Drill, 1 Handle

economy: 100 mounted Pins, 4 Drills, 1 Handle

**2014**  
Drills  
max. 1.000




Size	ø mm	.017" / 0.5mm
Assortment		Order No.
standard		2014- 6
economy		6



No.2010SO

**2037**  
Accessories



Order No.  
2037- 10

10

Mandrel for Pins .021"



No.2026SO

**2038**  
Accessories



Order No.  
2038- 10

10

Mandrel 4 mm Extension for Retopin .021"/Reto-Minipin .017"

**Tri-Star**  
Cylindrical shank

**Tri-Jet**  
Tapered shank

max. 750



Assortment	.017" / 0.5 mm	.021" / 0.6 mm	.027" / 0.8 mm	.017" / 0.5 mm	.021" / 0.6 mm	.027" / 0.8 mm
	Order No.	Order No.	Order No.	Order No.	Order No.	Order No.
standard	2013SO	2016SO	2018SO	2021SO	2023SO	2025SO
	TriStar			TriJet		
economy	2012SO	2015SO	2017SO	2020SO	2022SO	2024SO
100 mounted Pins, 4 Drills, 1 Handle						

2014/2003/2019  
Drills

max. 1.000



Size	ø mm	.017" / 0.5 mm	.021" / 0.6 mm	.027" / 0.8 mm
		Order No.	Order No.	Order No.
		2014-6	2003-6	2019-6
		6	6	6


2004  
Accessories



Order No.	2004
	1

Handle blue permits manual insertion of the pins

2040/2041/2042  
Pin Bender



Size	ø mm	.017" / 0.5 mm	.021" / 0.6 mm	.027" / 0.8 mm
		Order No.	Order No.	Order No.
		2040	2041	2042
for Pins				
		1	1	1



No.2018 SO

# INSTRUCTIONS FOR USE

## Proper use

- Make sure that only technically and hygienically perfect and cleaned turbines, handpieces and contra-angles are used.
- Avoid jamming and using the instrument as a lever; increased risk of breakage!
- See the instructions for use which are accompanying the instruments

## Recommended speeds

- Not observing the maximum permissible speed leads to an increased safety risk!
- The maximum permissible speed is indicated on the package.

## Contact pressure

- Increased operating pressure may also lead to thermal damage of the pulp or in case of breakouts on the blades to undesirably rough surfaces. Instrument breakage may occur.

## Cooling

- In order to avoid undesirably high heat generation, sufficient air / water spray (50 ml/min at minimum) has to be provided.

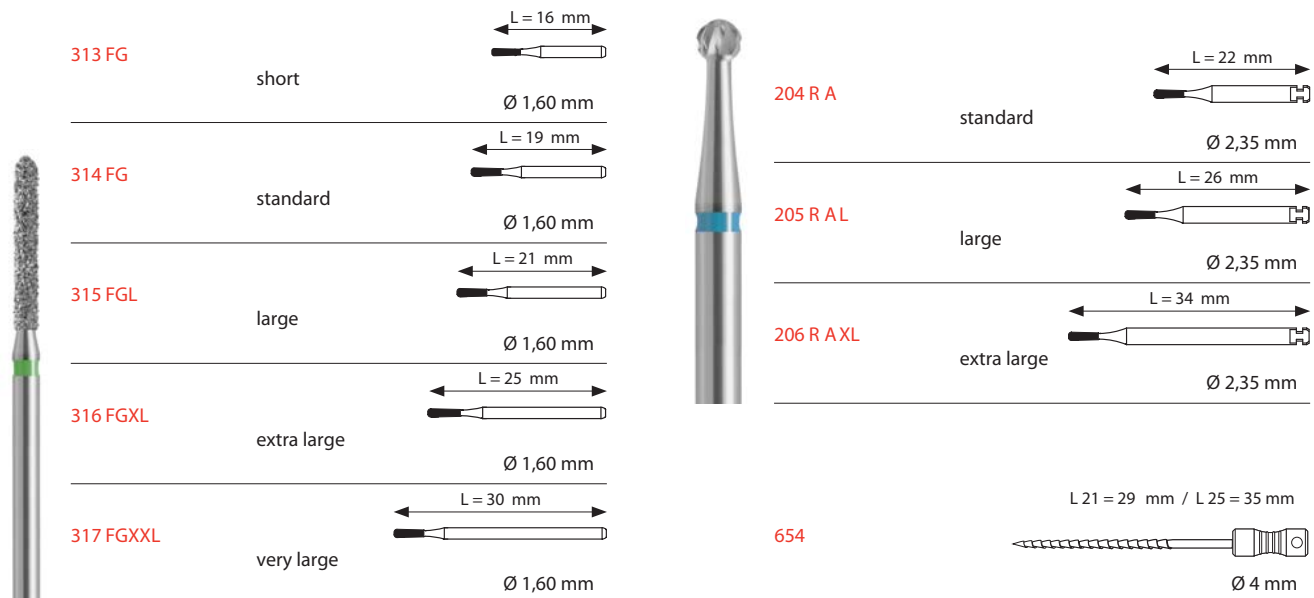
## Elimination

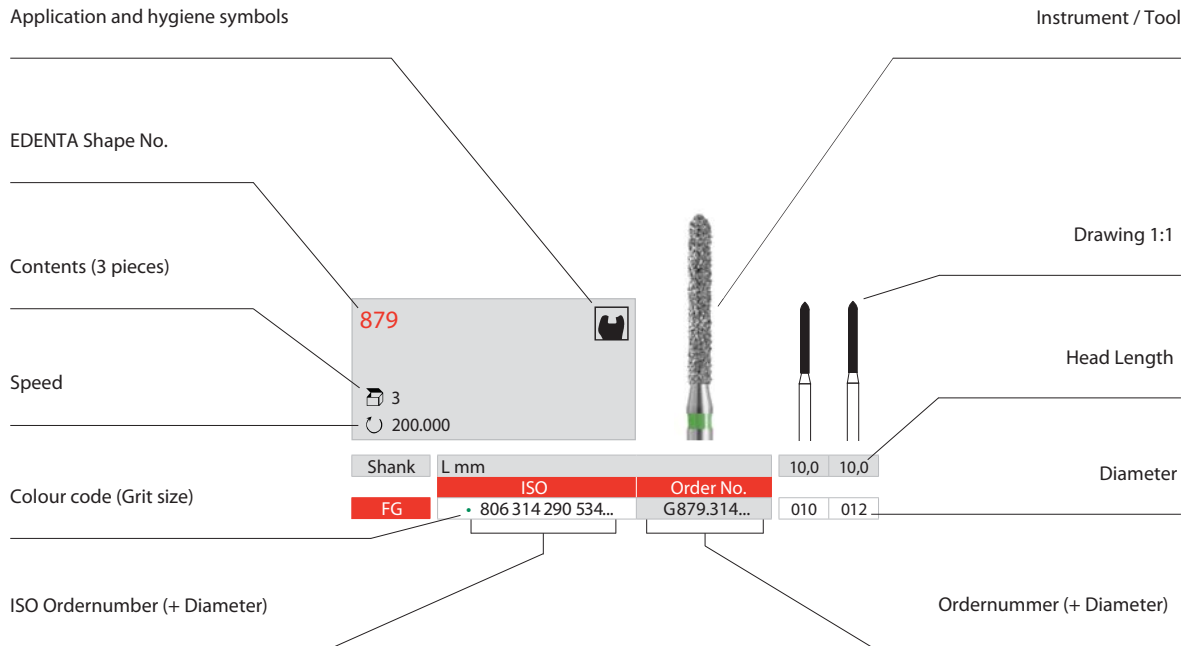
- Bent instruments must be eliminated immediately. Dull and damaged instruments lure into using higher contact pressure which results in increased operating temperature. This may lead to thermal pulp damage.

## Cleaning, Disinfection, Sterilization

- Before first use on the patient and immediately after each use, all rotary instruments have to be disinfected, cleaned and if necessary and material-compatible, sterilized.
- Recommendations for use, immersion time and suitability of disinfecting and cleaning substances for certain instrument types can be seen in the manufacturer's instructions.

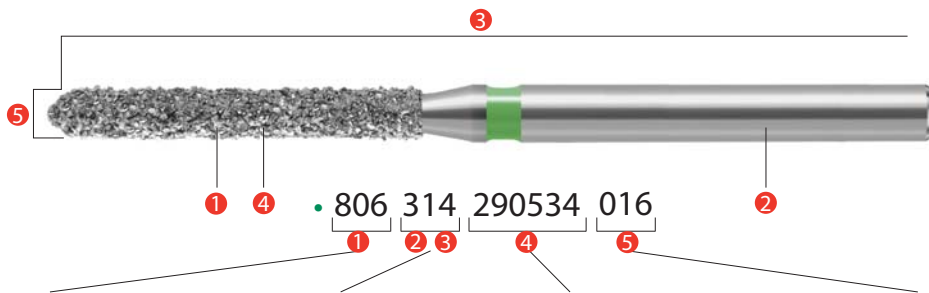
## SHANK TYPE





**NUMBERING SYSTEM ISO**

The ISO order number consists of a certain number code indicating specific instrument related data for clear identification.



**Material of the working part**

- Diamond, galvanic metal bond

**Shank and overall length**

- FG, 19 mm according to ISO 1797

**Shape and design**

- Cylindrical Torpedo
- Coarse grit

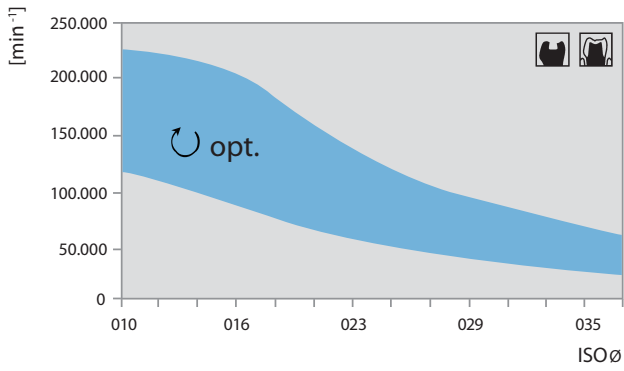
**Nominal size ISO 2157**

- Largest diameter of the working part (1/10 mm)

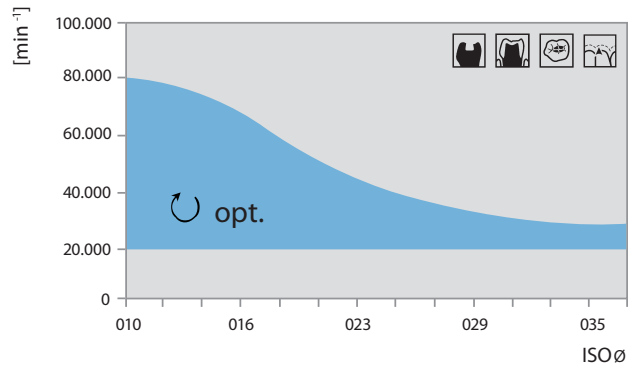


**RECOMMENDED SPEED DENTIST PRACTICE**

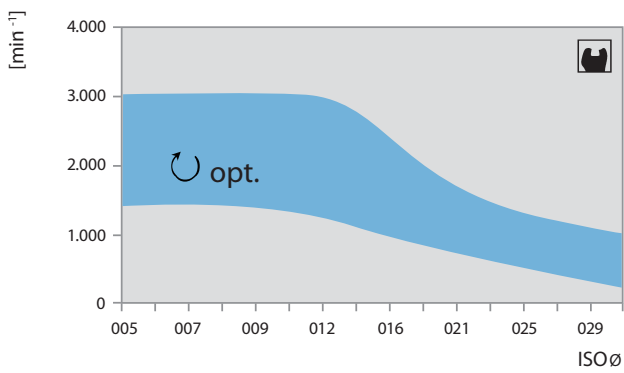
**Preparation (Diamond instruments)**



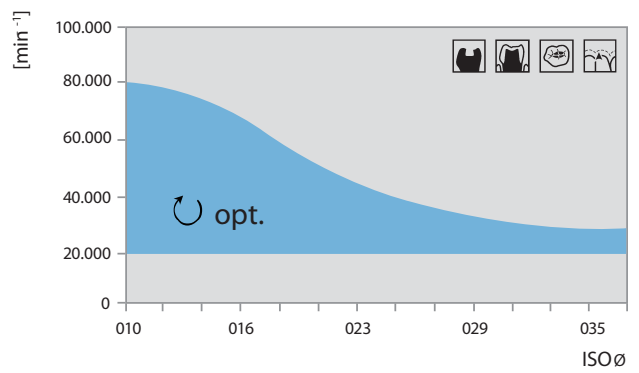
**Finishing (Diamond instruments)**



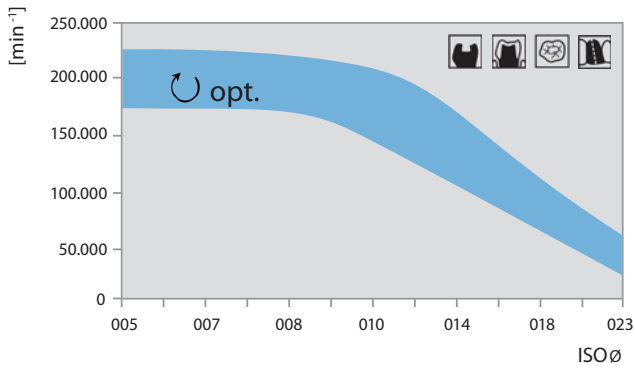
**Excavating (Tungsten carbide and Steel instruments)**



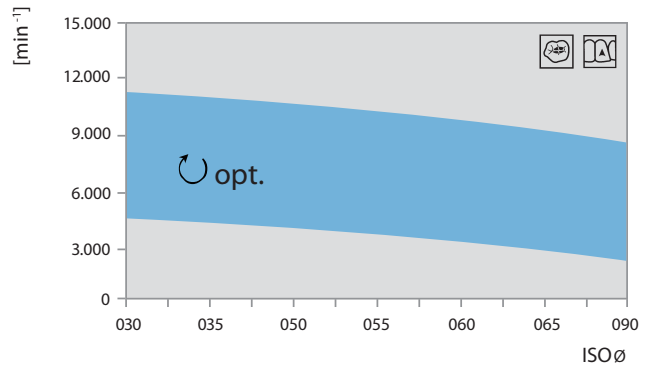
**Finishing (TC instruments)**



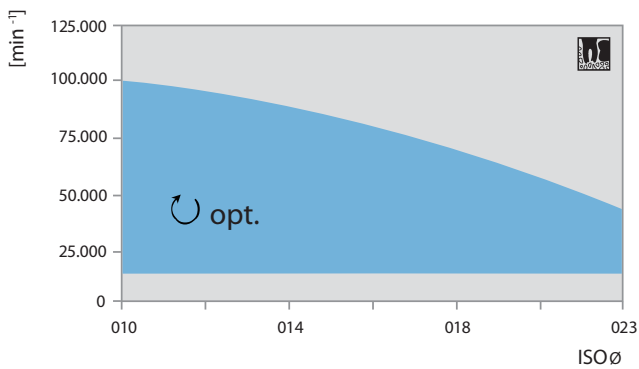
**Preparation & separating (TC instruments)**



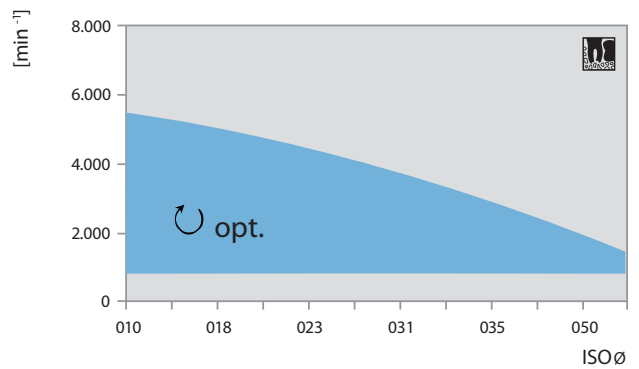
**Polishing & Prophylaxis**

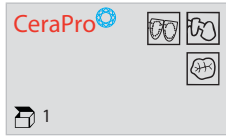


**Surgery (FG shank [Friction Grip])**



**Surgery (HP and RA shank)**



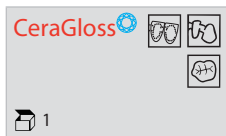


L mm	13,0	11,0	3,0	7,0	7,0	2,0	8,0
Size $\varnothing$ 1/10 mm	050	040	150	120	035	050	040
Order No.	8001.050HP	8002.040HP	8003.150HP	8004.120HP	8005.035HP	8006.050HP	8007.040HP
ISO No. 805 104...	107 524 050	173 524 040	372 524 150	024 524 120	248 524 035	010 524 050	198 524 040
Order No.	• G8001.050HP • G8002.040HP						
ISO No. 805 104...	107 534 050 173 534 040						
	• green ring coarse						
	opt.12.000 /  10.000 - 15.000						

Trimmer for working on porcelain, all-porcelain and ZrO2.





L mm	3,0	3,0	22,0	3,0	3,0	3,0	3,0
Size $\varnothing$ 1/10 mm	220	220	060	220	220	220	220
Order No.	0301UM	0310UM	0315UM	0306UM	0316UM	0321UM	0322UM
ISO No. 658 900...	372 525 220	303 525 220	114 525 060	372 515 220	303 515 220	372 504 220	303 504 220
Step	Pre-polishing 1 20.000			Polishing 2 10.000		High-Lustre 3 5.000	



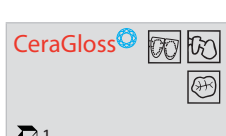
L mm	16,0	2,5	2,5	15,5	2,0	2,0
Size $\varnothing$ 1/10 mm	050	150	145	055	250	250
Order No.	341HP	342HP	343HP	344HP	301HP	310HP
ISO No. 802 104...	292 533 050	303 533 150	372 533 145	243 533 055	373 533 250	303 533 250
Step	1 20.000			2 5.000		

Coarse grit  
Pre-grinding



L mm	16,0	2,5	2,5	15,5	2,0	2,0
Size $\varnothing$ 1/10 mm	050	150	145	055	250	250
Order No.	3041HP	3042HP	3043HP	3044HP	3001HP	3010HP
ISO No. 802 104...	292 523 050	303 523 150	372 523 145	243 523 055	373 523 250	303 523 250
Step	2 20.000			3 5.000		

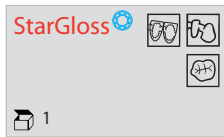
Medium-coarse grit  
For smoothing the surfaces



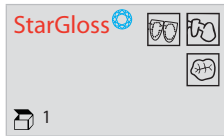
L mm	16,0	2,5	2,5	15,5	2,0	2,0
Size $\varnothing$ 1/10 mm	050	150	145	055	250	250
Order No.	30041HP	30042HP	30043HP	30044HP	30001HP	30010HP
ISO No. 802 104...	292 513 050	303 513 150	372 513 145	243 513 055	373 513 250	303 513 250
Step	3 10.000			4 5.000		

Superfine grit  
For high-shine polishing

## POLISHERS FOR CERAMICS



L mm	2,5	14,0	2,0	2,5	14,0	2,0
Size $\varnothing$ 1/10 mm	170	040	260	170	040	260
Order No.	R1020HP	R2020HP	R1520HP	R1030HP	R2030HP	R1530HP
ISO No. 803 104...	372 533 170	243 533 040	303 533 260	372 523 170	243 523 040	303 523 260
	Pre-polishing			Polishing		
Step	1			2		
	⌚ 15.000			⌚ 5.000		



L mm	2,5	14,0	2,0
Size $\varnothing$ 1/10 mm	170	040	260
Order No.	R1040HP	R2040HP	R1540HP
ISO No. 803 104...	372 513 170	243 513 040	303 513 260
	High-Lustre		
Step	3		
	⌚ 7.000		⌚ 5.000

These StarGloss polishers are guaranteed to polish all-ceramics gently and successfully.

## PRECIOUS ALLY POLISHERS



L mm	3,0	22,0	16,3	16,0	2,5	2,0	6,0
Size $\varnothing$ 1/10 mm	220	060	055	050	150	145	030
Order No.	0001UM	0023UM	0040HP	0041HP	0042HP	0043HP	0046HP
ISO No. 658 900...	372 513 220	114513 060					
ISO No. 658 104...			257 513 055	292 513 050	303 513 150	373 513 145	243 513 030
	Pre-polishing						
Step	1						
	⌚ 20.000						



L mm	3,0	22,0	16,0	2,5
Size $\varnothing$ 1/10 mm	220	060	050	150
Order No.	0101UM	0123UM	0141HP	0142HP
ISO No. 658 900...	372 503 220	114503 060		
ISO No. 658 104...			292 503 050	303 503 150
	Polishing			
Step	2			
	⌚ 10.000			

2 - step finishing and polishing system suitable for gold, composite, semi-precious alloys. Polishers impregnated with high-grade polishing agents for rapid finishing and high gloss polishing.



L mm	16,0	2,5	2,0
Size $\varnothing$ 1/10 mm	050	150	145
Order No.	BRY0141HP	BRY0142HP	BRY0143HP
ISO No. 658 104...	292 493 050	303 493 150	373 493 145
	High-Lustre		
	⌚ 5.000		

High-lustre polishers suitable for gold, composite, semiprecious alloys. Polishers impregnated with high-grade polishing agents for high-lustre polishing.

## POLISHER FOR ACRYLICS

**Exa Technique**

Green  
Grey

6/100



L mm	18,0	20,0	24,0	20,0	18,0	20,0	20,0	24,0	20,0
Size $\varnothing$ 1/10 mm	150	070	100	110	150	070	070	100	110
Order No.	0672HP	0677HP	0674HP	0676HP	0662HP	0663HP	0667HP	0664HP	0666HP
ISO No. 658 104...	201 536 150	273 536 70	273 536 100	243 536 110	201 534 150	107 534 070	273 534 070	273 534 100	243 534 110
Step	Pre-polishing 1					Polishing 2			
	$\varnothing$ 10.000 - 15.000								

**Exa Technique**

Yellow

6/100



L mm	20,0	24,0	20,0
Size $\varnothing$ 1/10 mm	070	100	110
Order No.	0657HP	0654HP	0656HP
ISO No. 658 104...	273 514 070	273 514 100	243 514 110
Step	High-Lustre 3		
	$\varnothing$ 5.000 - 7.000		

**Acrylic Polisher**

Blue

6 / 100




L mm	24,0	20,0	24,0	20,0
Size $\varnothing$ 1/10 mm	100	110	100	110
Order No.	0634HP	0636HP	0644HP	0646HP
ISO No. 658 104...	273 533 100	243 533 110	273 513 100	243 513 110
Step	Pre-polishing 1		Polishing 2	
	$\varnothing$ 10.000 - 15.000			

## UNIVERSAL POLISHERS

**Exa Intrapol**

12/100



L mm	3,0	3,0	21,0
Size $\varnothing$ 1/10 mm	220	220	070
Order No.	0500UM	0501UM	0524UM
ISO No. 658 900...	303 533 220	372 533 220	114 533 070
	$\varnothing$ 20.000		

Universal polisher for acrylic resins and plaster, for initial reduction and finishing.

**Exa Dental**

12/100




L mm	3,0	3,0	21,0
Size $\varnothing$ 1/10 mm	220	220	070
Order No.	0400UM	0401UM	0424UM
ISO No. 658 900...	303 523 220	372 523 220	114 523 070
	$\varnothing$ 20.000		

Universal polisher, suitable for all alloys, especially on the adjacent metal-ceramic edge, CrCo and titanium. Ideal for polishing the junction between the porcelain and metal.

**Blue Line**

12 / 100




L mm	3,0	3,0
Size $\varnothing$ 1/10 mm	220	220
Order No.	Blau 0401UM	Blau 0410UM
ISO No. 658 900...	372 522 220	303 522 220
	$\varnothing$ 20.000	

Universal polisher, suitable for all alloys, precious alloys, CrCo and titanium. Ideal for polishing the junction between the porcelain and metal.

## CrCo & NP-ALLOYS


**Chromopol** 


 100




L mm	3,0	1,0	22,0	21,0	
Size $\varnothing$ 1/10 mm	220	220	060	070	
Order No.				0223UM	fine
ISO No. 618 900...				114514070	
Order No.	0202UM	0205UM	0221UM	0224UM	medium
ISO No. 618 900...	372 533 220	371 533 220	114 533 060	114 533 070	
Order No.	0203UM		0222UM	0225UM	coarse
ISO No. 618 900...	372 534 220		114 534 060	114 534 070	
	$\curvearrowright$ 20.000				

Abrasive polisher for CrCo alloys with a long service life and maximum polishing capacity.

**Steelprofi** 


 100



L mm	3,0	1,0	22,0	3,0	1,0	22,0
Size $\varnothing$ 1/10 mm	220	220	060	220	220	060
Order No.	1301UM	1305UM	1323UM	1401UM	1405UM	1423UM
ISO No. 652 900...	372 523 220	371 523 220	114 523 060	372 513 220	371 513 220	114 513 060
	Pre-polishing			Polishing		
Step	1			2		
	$\curvearrowright$ 20.000			$\curvearrowright$ 10.000		

**NE-Polisher** 

 100




L mm	3,0	1,0	21,0
Size $\varnothing$ 1/10 mm	220	220	070
Order No.	1001UM	1005UM	1023UM
ISO No. 618 900...	372 524 220	371 524 220	114 524 070
	$\curvearrowright$ 20.000		

Polisher for non-precious metal bonding alloys. Suitable for abrasive polishing and prepolishing.

## TITANIUM POLISHERS

**Titanium Polisher** 

 12 / 100



L mm	3,0	3,0	22,0	3,0	3,0	22,0
Size $\varnothing$ 1/10 mm	220	220	060	220	220	060
Order No.	1701UM	1702UM	1704UM	1706UM	1707UM	1709UM
ISO No. 658 900...	372 521 220	303 521 220	114 521 060	372 512 220	303 512 220	114 512 060
	Pre-polishing			Fine polishing		
Step	1			2		
	$\curvearrowright$ 20.000			$\curvearrowright$ 10.000		



Polisher for titanium with 2 grades of abrasive from prepolishing to high-lustre polish.

## OCCLUSAL POLISHERS

For occlusal surfaces and particularly for areas with difficult access, for all C&B alloys.

**Occlupol**

100




L mm	22,0	22,0	20,0	22,0	20,0	22,0	20,0
Size $\varnothing$ 1/10 mm	030	030	020	030	020	030	020
Order No.	1100UM	1101UM	11001UM	1102UM	11002UM	1103UM	11003UM
ISO No. 618 000...	114534 030	114533 030	114533 020				
ISO No. 658 000...				114513 030	114513 020	114503 030	114503 020
	super coarse	coarse	coarse	medium	medium	fine	fine
	20,000						

**Dressing Stone** for shaping of the Occlupol Polishers

**Dressing Stone**

1



L mm	3,0
Size $\varnothing$ 1/10 mm	190
Order No.	1108
ISO No. 653 900...	373 523 190

**Mandrel** for Occlupol Polishers

**Mandrel**

6 / 100



L mm	22,0	22,0
Size $\varnothing$ 1/10 mm	030	020
Order No.	1107HP	11007HP
ISO No. 330 104...	612 432 030	612 432 020

**MANDRELS** for polisher  
In stainless steel for polisher.

**Mandrels for polisher**

6 / 100




L mm	3,0	3,0	4,0	3,0	13,0
Size $\varnothing$ 1/10 mm	050	050	080	140	050
Order No.	4007HP	4001HP	4029HP	4021HP	4004HP
ISO No. 330 104...	604 391 050	603 391 050	604 391 080	604 391 140	
ISO No. 312 104...					610 415 050


# TUNGSTEN CARBIDE CUTTERS

## TC Cutter - cut 10

For coarse abrasion on chrome - cobalt alloys, precious metall alloys, chrome - nickel alloys, model cast alloys, acrylics.

10 

Cross cut standard

 1

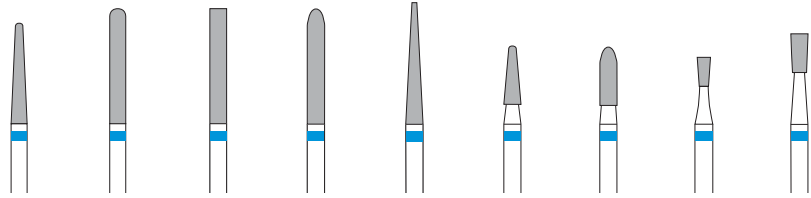


Fig. No		261	364R	364	295	257	138	139	137	137
L mm		14,0	16,0	16,0	16,0	17,0	8,0	8,0	4,0	5,5
Size $\varnothing$ $\frac{1}{10}$ mm		023	023	023	023	023	023	023	016	023
Shank	Order No.	0110.023HP	0210.023HP	0310.023HP	0410.023HP	0610.023HP	0710.023HP	0810.023HP	0910.016HP	0910.023HP
HP	ISO 500104...	194 190 023	137 190 023	116 190 023	292 190 023	187 190 023	198 190 023	289 190 023	225 190 016	225 190 023

Fig. No	78	88	138	138	138	138	390	73	129	73	78	77
L mm	7,0	5,5	8,0	4,0	4,0	4,0	3,5	3,0	8,0	4,0	3,5	12,0
$\varnothing$ $\frac{1}{10}$ mm	023	023	016	008	009	010	014	014	023	023	012	060
Order No.	1010.023HP	1110.023HP	1210.016HP	1310.008HP	1310.009HP	1310.010HP	1510.014HP	1610.014HP	1710.023HP	1810.023HP	3510.012HP	5110.060HP
ISO 500104...	257 190 023	237 190 023	197 190 016	196 190 008	196 190 009	196 190 010	274 190 014	277 190 014	141 190 023	277 190 023	257 190 012	237 190 060

Fig. No	351	78	251	79	79	79	72	257	78	351	73	79
L mm	12,0	12,0	14,0	15,0	13,0	14,0	13,0	14,0	9,0	8,0	9,5	11,5
$\varnothing$ $\frac{1}{10}$ mm	060	060	060	060	045	040	060	060	040	040	060	031
Order No.	5210.060HP	5310.060HP	5410.060HP	5510.060HP	5610.045HP	5710.040HP	5810.060HP	5910.060HP	6110.040HP	6210.040HP	6310.060HP	6410.031HP
ISO 500104...	263 190 060	257 190 060	274 190 060	194 190 060	194 190 045	194 190 040	137 190 060	257R 190 060	257 190 040	263 190 040	277 190 060	194 190 031

Fig. No	296	77	71	71	71	71	71	71	71	71	71	71
L mm	12,5	11,0	0,8	1,0	1,2	1,4	1,6	2,0	2,3	2,4	2,7	2,8
$\varnothing$ $\frac{1}{10}$ mm	060	060	010	012	014	016	018	023	025	027	029	031
Order No.	6510.060HP	7010.060HP	7110.010HP	7110.012HP	7110.014HP	7110.016HP	7110.018HP	7110.023HP	7110.025HP	7110.027HP	7110.029HP	7110.031HP
ISO 500104...	113 190 060	237 190 060	001 190 010	001 190 012	001 190 014	001 190 016	001 190 018	001 190 023	001 190 025	001 190 027	001 190 029	001 190 031

Fig. No	71	71	71	71	71	251	251	77	77
L mm	3,25	3,5	4,5	5,5	7,0	11,5	14,0	5,0	5,0
$\varnothing$ $\frac{1}{10}$ mm	035	040	050	060	080	040	060	023	029
Order No.	7110.035HP	7110.040HP	7110.050HP	7110.060HP	7110.080HP	7210.040HP	7210.060HP	7710.023HP	7710.029HP
ISO 500104...	001 190 035	001 190 040	001 190 050	001 190 060	001 190 080	274 190 040	274 190 060	237 190 023	237 190 029

### TC Cutter - cut 20

Suitable for all dental materials. It smoothens the surface and it enables accurate operation on any structure.

**20**

Cross cut fine

1

Fig. No	261	364R	364	295	295	295	257	138	139	137
L mm	14,0	16,0	16,0	8,0	8,0	16,0	17,0	8,0	8,0	5,5
Size $\varnothing$ 1/10 mm	023	023	023	010	012	023	023	023	023	023
Shank	<b>Order No.</b>									
HP	0120.023HP	0220.023HP	0320.023HP	0420.010HP	0420.012HP	0420.023HP	0620.023HP	0720.023HP	0820.023HP	0920.023HP
ISO 500104...	194 140 023	137 140 023	116 140 023	292 140 010	292 140 012	292 140 023	187 140 023	197 140 023	289 140 023	225 140 023

Fig. No	138	390	73	129	73	78	77	351	78	251	79	79
L mm	8,0	3,5	3,0	8,0	4,0	3,5	12,0	12,0	12,0	14,0	16,0	13,0
$\varnothing$ 1/10 mm	016	014	014	023	023	012	060	060	060	060	060	045
Order No.	1220.016HP	1520.014HP	1620.014HP	1720.023HP	1820.023HP	3520.012HP	5120.060HP	5220.060HP	5320.060HP	5420.060HP	5520.060HP	5620.045HP
ISO 500104...	198 140 016	274 140 014	277 140 014	141 140 023	277 140 023	257 140 012	237 140 060	263 140 060	257 140 060	274 140 060	194 140 060	194 140 045

Fig. No	79	72	78	351	73	79	77	71	251	77	77	77
L mm	14,0	12,5	9,0	8,0	9,5	11,5	11,0	2,0	14,0	3,0	5,0	5,0
$\varnothing$ 1/10 mm	040	060	040	040	060	031	060	023	060	014	023	029
Order No.	5720.040HP	5820.060HP	6120.040HP	6220.040HP	6320.060HP	6420.031HP	7020.060HP	7120.023HP	7220.060HP	7720.014HP	7720.023HP	7720.029HP
ISO 500104...	194 140 040	137 140 060	257 140 040	263 140 040	277 140 060	194 140 031	237 140 060	001 140 023	274 140 060	237 140 014	237 140 023	237 140 029

### TC Cutter - cut 24

Ensures an exceptionally fine cutting surface on all alloys – especially on titanium since the special cut pattern avoids clogging.


**24**

Spiral cut fine

1

Fig. No	261	88	257	261	129	139	251	79	251	77
L mm	14,0	5,5	10,5	10,5	9,0	9,5	14,0	13,5	11,5	5,0
Size $\varnothing$ 1/10 mm	023	023	023	023	023	023	060	040	040	023
Shank	<b>Order No.</b>									
HP	0124.023HP	1124.023HP	1924.023HP	2024.023HP	2124.023HP	2224.023HP	5424.060HP	6924.040HP	7224.040HP	7724.023HP
ISO 500104...	194 134 023	237 134 023	187 134 023	199 134 023	141 134 023	289 134 023	274 134 060	194 134 040	274 134 040	237 134 023

Fig. No	138	138	138
L mm	4,0	4,0	4,0
$\varnothing$ 1/10 mm	008	009	010
Order No.	1324.008HP	1324.009HP	1324.010HP
ISO 500104...	196 134 008	196 134 009	196 134 010
















## TUNGSTEN CARBIDE CUTTERS











### TC Cutter - cut 25


Excellent cutting performance and facilitated chip removal on tough materials like titanium and NP alloys, P metals, plaster of Paris, model castings, veneer resins, prosthetic resins.

<b>25</b>  Spiral cut superfine 									
	Fig. No	138	139	138	138	390	129	79	251
	L mm	8,0	8,0	8,0	4,0	3,5	8,0	13,5	14,0
Size $\varnothing$ 1/10 mm	023	023	016	008	014	023	040	060	
Shank	<b>Order No.</b>	0725.023HP	0825.023HP	1225.016HP	1325.008HP	1425.014HP	1725.023HP	6925.040HP	7225.060HP
HP	ISO 500104...	198 137 023	289 137 023	198 137 016	196 137 008	274 137 014	141 137 023	194 137 040	274 137 060

### TC Cutter - cut 26














Suitable for titanium and titanium alloys.













<b>26</b>  Titanium toothing coarse 									
	Fig. No	138	139	138	129	79			
	L mm	8,0	8,0	8,0	8,0	13,0			
Size $\varnothing$ 1/10 mm	023	023	016	023	040				
Shank	<b>Order No.</b>	0726.023HP	0826.023HP	1226.016HP	1726.023HP	6926.040HP			
HP	ISO 500104...	198 194 023	289 194 023	198 194 016	141 194 023	194 194 040			



### TC Cutter - cut 30

For fine finishing of gold, alloys and all versions of resins & composites – due to the special cut also ideally suited for ceramics avoiding occurrence of cracks.

<b>30</b>  Cross cut superfine 											
	Fig. No	261	364R	295	257	138	139	137	78	88	138
	L mm	14,0	16,0	16,0	17,0	8,0	8,0	5,5	7,0	5,5	8,0
Size $\varnothing$ 1/10 mm	023	023	023	023	023	023	023	023	023	023	016
Shank	<b>Order No.</b>	0130.023HP	0230.023HP	0430.023HP	0630.023HP	0730.023HP	0830.023HP	0930.023HP	1030.023HP	1130.023HP	1230.016HP
HP	ISO 500104...	194 110 023	137 110 023	292 110 023	187 110 023	198 110 023	289 110 023	225 110 023	257 110 023	237 110 023	184 110 016

											
Fig. No	390	129	73	79	79	79	251	251	77	77	77
L mm	3,5	8,0	4,0	13,0	14,0	14,0	6,5	11,5	3,0	5,0	5,0
$\varnothing$ 1/10 mm	014	023	023	045	040	045	023	040	014	023	029
Order No.		1730.023HP	1830.023HP	5630.045HP	5730.040HP	5730.045HP	7230.023HP	7230.040HP	7730.014HP	7730.023HP	7730.029HP
ISO 500104...		141 110 023	277 110 023	194 110 045	194 110 040	194 110 045	274 110 023	274 110 040	237 110 014	237 110 023	237 110 029

### TC Cutter - cut 40

Causes a rough and streaky surface and thus an increased surface retention on the metal framework for ceramic or resin veneers.

**40**

Diamond cut with prism surface

1

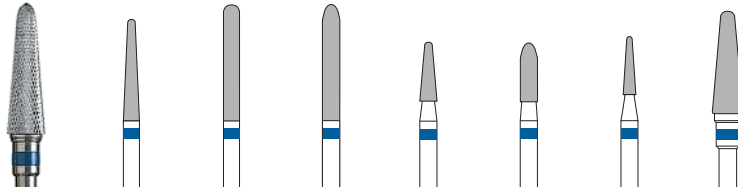


Fig. No	261	364R	295	138	139	138	79
L mm	14,0	16,0	16,0	8,0	8,0	8,0	14,0
Size $\varnothing$ 1/10 mm	023	023	023	023	023	016	045
Shank	<b>Order No.</b>						
HP	0140.023HP	0240.023HP	0440.023HP	0740.023HP	0840.023HP	1240.016HP	5740.045HP
	194 191 023	137 191 023	292 191 023	198 191 023	289 191 023	184 191 016	194 191 045

### TC Cutter - cut 41

Fine, scale-like cutting pattern, for aesthetically most demanding veneers.

**41**

Diamond cut for slightly rough surface

1

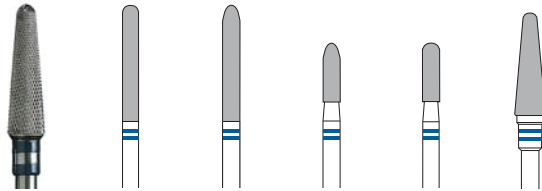


Fig. No	364R	295	139	129	79
L mm	16,0	16,0	8,0	8,0	14,0
Size $\varnothing$ 1/10 mm	023	023	023	023	045
Shank	<b>Order No.</b>				
HP	0241.023HP	0441.023HP	0841.023HP	1741.023HP	5741.045HP
	137 141 023	292 141 023	289 141 023	141 141 023	194 141 045

### TC Cutter - cut 50

For efficient reduction of resins including tray materials as well as plaster.

**50**

Cross cut coarse

1

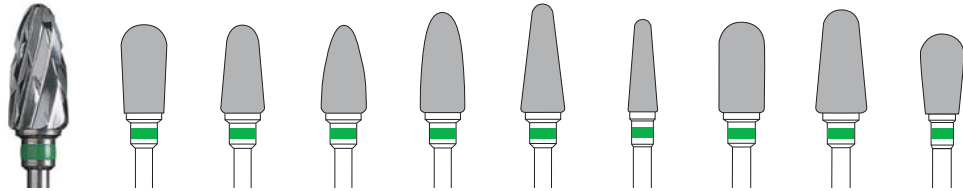


Fig. No	77	351	78	251	79	79	72	351	77
L mm	12,0	12,0	12,0	14,0	15,0	13,0	12,5	14,0	11,0
Size $\varnothing$ 1/10 mm	060	060	060	060	060	045	060	070	060
Shank	<b>Order No.</b>								
HP	5150.060HP	5250.060HP	5350.060HP	5450.060HP	5550.060HP	5650.045HP	5850.060HP	6050.070HP	7050.060HP
	237 220 060	263 220 060	257 220 060	274 220 060	194 220 060	194 220 045	137 220 060	263 220 070	237 220 060

### TC Cutter - cut 51

For bulk reduction on dry plaster.

**51**

Cross cut medium coarse

1




Fig. No	351	251
L mm	12,0	14,0
Size $\varnothing$ 1/10 mm	060	060
Shank	<b>Order No.</b>	
HP	5251.060HP	5451.060HP
	263 221 060	274 221 060



## TUNGSTEN CARBIDE CUTTERS

**55**

Cross cut super coarse














Fig. No	251	72	351
L mm	14,0	12,5	14,0
Size $\varnothing^{1/10}$ mm	060	060	070
Shank	<b>Order No.</b>	5455.060HP	5855.060HP
HP	ISO 500104...	274 223 060	137 223 060
		6055.070HP	263 223 070

### TC Cutter - cut 55

For gross reduction of resins and plaster as well as resin-based tray materials.

### TC Cutter - cut 60

Smooth cutting pattern on all alloys and composites, reduces rework - especially suitable on prosthetic appliances for papilla shaping.

**60**

Plain cut superfine  
Denture simple superfine
























Fig. No	261	364R	295	138	138	138	390	79
L mm	14,0	16,0	16,0	4,0	4,0	4,0	3,5	14,0
Size $\varnothing^{1/10}$ mm	023	023	023	008	009	010	016	045
Shank	<b>Order No.</b>	0160.023HP	0260.023HP	0460.023HP	1360.008HP	1360.009HP	1360.010HP	1460.016HP
HP	ISO 500104...	194 102 023	137 102 023	292 102 023	196 102 008	196 102 009	196 102 010	274 102 016
								5760.045HP
								194 102 045

### TC Cutter - cut 70

For all dental materials – the plain cut enables a smooth cutting pattern, particularly on resins, and thus reduces rework.

**70**

Plain cut standard  
Denture simple standard












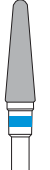



















Fig. No	351	78	251	79	79	79	72	257R	71
L mm	12,0	12,0	14,0	15,0	13,0	14,0	12,5	14,0	2,8
Size $\varnothing^{1/10}$ mm	060	060	060	060	045	040	060	060	031
Shank	<b>Order No.</b>	5270.060HP	5370.060HP	5470.060HP	5570.060HP	5670.045HP	5770.040HP	5870.060HP	5970.060HP
HP	ISO 500104...	263 175 060	257 175 060	274 175 060	194 175 060	194 175 045	194 175 040	137 175 060	201 175 060
									7170.031HP
									001 175 031








Fig. No	71	71	251
L mm	3,4	4,3	11,5
$\varnothing^{1/10}$ mm	040	050	040
Shank	<b>Order No.</b>	7170.040HP	7170.050HP
HP	ISO 500104...	001 175 040	001 175 050
			274 175 040



**75**

Plain toothing with transverse section




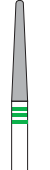













Fig. No	261	351	79	351	251	77
L mm	14,0	12,0	14,0	14,0	14,0	9,0
Size $\varnothing^{1/10}$ mm	023	060	045	070	060	040
Shank	<b>Order No.</b>	0175.023HP	5275.060HP	5775.045HP	6075.070HP	7275.060HP
HP	ISO 500104...	194 176 023	263 176 060	194 176 045	263 176 070	274 176 060
						7775.040HP
						237 176 070

### TC Cutter - cut 75

For trimming of soft acrylics / soft relinings.

**80**

Plain cut coarse

1

**TC Cutter - cut 80**  
Rapid and effective trimming of acrylic and plaster.

Fig. No	77	351	78	251	79	79	72
L mm	12,0	12,0	12,0	14,0	15,0	13,0	12,5
Size $\varnothing$ 1/10 mm	060	060	060	060	060	045	060
Shank	5180.060HP	5280.060HP	5380.060HP	5480.060HP	5580.060HP	5680.045HP	5880.060HP
HP	ISO 500104...	237 215 060	263 215 060	257 215 060	274 215 060	194 215 060	194 215 045
							137 215 060

**85**

Plain cut super coarse

1

**TC Cutter - cut 85**  
For bulk abrasion on plaster and acrylics.

Fig. No	251	72	351
L mm	14,0	12,5	14,0
Size $\varnothing$ 1/10 mm	060	060	070
Shank	5485.060HP	5885.060HP	6085.070HP
HP	ISO 500104...	274 222 060	142 222 060
			263 222 070

**Left-handed Cutter**  
Reverse rotation cutting towards the body and a clear view of the preparation surface ensure safe, precise left-hand operation.

**L**

For left hand use

1

Fig. No	295L fine	79L fine	261L standard	79L standard	251L standard	351L Plaster/Acrylic
L mm	16,0	13,0	14,0	13,0	14,0	14,0
Size $\varnothing$ 1/10 mm	023	045	023	045	060	070
Shank	L0420.023HP	L5620.045HP	L0110.023HP	L5610.045HP	L5410.060HP	L6055.070HP
HP	ISO 500104...	292 142 023	194 142 045	194 192 045	274 192 060	263 225 070

**Fissure Bur**  
Reliable separation of vacuum-formed units. Axial drilling through foils. The special cutting geometry prevents smearing with soft materials.

**51/C51**

Fissure bur

Steel 3 / T.C 1

Recommended speeds:  
25,000 rpm, soft materials  
5,000 – 10,000 rpm, harder materials  
Minimum pressure

	Stahl	Stahl	H.M	H.M
L mm	9,0	9,0	15,0	9,0
Size $\varnothing$ 1/10 mm	014	023	023	023
Shank	513.014HP	515.023HP	C514.023HP	C515.023HP
HP	ISO 330 104...	408 295 014		
		467 211 023		
			417 424 023	467 211 023

**C108**

Repair Cutter

5.000

1

**Repair Cutter**  
To roughen up denture acrylics as well as for processing of retentions onto acrylic teeth.

L mm	3,5
Size $\varnothing$ 1/10 mm	060
Shank	C108.104.060
HP	ISO 500104...
	118 174 060

## VOLCANO TC CUTTER

Volcano tungsten carbide cutter with DLC coating to enhance performance, combined with high cutting capacity and maximum service life. The DLC protective coating ensures the cutter has a high degree of hardness and a smooth, porosity-free surface. This increases the cutting strength and reduces friction resistance. Resistance to wear and tear is increased and premature fracture of the cutter blades prevented.

### VOLCANO TC Cutter - cut 10

For coarse abrasion on chrome-cobalt alloys, precious metal alloys, chrome-nickel alloys, model cast alloys, acrylics.

<b>10</b> VOLCANO Cross cut standard 1	Fig.No	261	364R	295	257	88	138	138	73	79
	L mm	14,0	16,0	16,0	17,0	5,5	8,0	4,0	3,0	13,0
	Size $\varnothing$ $\frac{1}{10}$ mm	023	023	023	023	023	016	010	014	045
	Shank	<b>Order No.</b>	DLC-0110.023HP	DLC-0210.023HP	DLC-0410.023HP	DLC-0610.023HP	DLC-1110.023HP	DLC-1210.016HP	DLC-1310.010HP	DLC-1610.014HP

Fig.No	79	79	351	78	251	251
L mm	14,0	15,0	12,0	12,0	14,0	14,0
$\varnothing$ $\frac{1}{10}$ mm	040	060	060	060	060	060
<b>Order No.</b>	DLC-5710.040HP	DLC-5510.060HP	DLC-5210.060HP	DLC-5310.060HP	DLC-5410.060HP	DLC-7210.060HP

### VOLCANO TC Cutter - cut 20

Suitable for all dental materials. It smoothenes the surface and it enables accurate operation on any structure.

<b>20</b> VOLCANO Cross cut fine 1	Fig.No	261	364R	295	138	73	79	79	251	251
	L mm	14,0	16,0	16,0	8,0	3,0	13,0	14,0	14,0	14,0
	Size $\varnothing$ $\frac{1}{10}$ mm	023	023	023	016	014	045	040	060	060
	Shank	<b>Order No.</b>	DLC-0120.023HP	DLC-0220.023HP	DLC-0420.023HP	DLC-1220.016HP	DLC-1620.014HP	DLC-5620.045HP	DLC-5720.040HP	DLC-5420.060HP

### VOLCANO TC Cutter - cut 24

Ensures an exceptionally fine cutting surface on all alloys – especially on titanium since the special cut pattern avoids clogging.

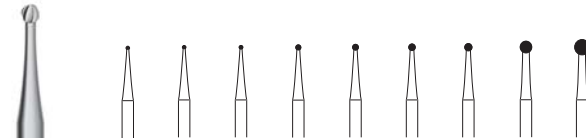
<b>24</b> VOLCANO Cross cut fine 1	Fig.No	138	251	79
	L mm	4,0	14,0	13,5
	Size $\varnothing$ $\frac{1}{10}$ mm	010	060	040
	Shank	<b>Order No.</b>	DLC-1324.010HP	DLC-5424.060HP

### VOLCANO TC Cutter - cut 50

For efficient reduction of resins including tray materials as well as plaster.

<b>50</b> VOLCANO Cross cut coarse 1	Fig.No	251	79
	L mm	14,0	13,0
	Size $\varnothing$ $\frac{1}{10}$ mm	060	045
	Shank	<b>Order No.</b>	DLC-5450.060HP

**C1**  
Round  
U<sub>max.</sub> 5.000 - 50.000  
6




	Size	ø 1/10 mm	005	006	008	010	012	014	016	023	027
Shank	ISO	Order No.	1/4	1/2	1	2	3	4	5	8	10
HP	500 104 001 001...	C1.104...	005	006	008	010	012	014	016	023	027

**C2**  
Inverted Cone  
U<sub>max.</sub> 5.000 - 50.000  
6



	L	mm	1,0	1,4	1,8
Shank	ISO	Order No.	010	014	018
HP	500 104 010 001...	C2.104...	010	014	018

**C21R**  
Cylinder round  
U<sub>max.</sub> 5.000 - 50.000  
6



	L	mm	4,2	4,4
Shank	ISO	Order No.	010	014
HP	500 104 137 006...	C21R.104...	1157	1159

**C21L**  
Cylinder Long  
U<sub>max.</sub> 5.000 - 50.000  
6




	L	mm	6,0	6,0
Shank	ISO	Order No.	010	012
HP	500 104 110 006...	C21L.104...	57L	58L

**C23**  
Tapered Fissure  
U<sub>max.</sub> 5.000 - 50.000  
6




	L	mm	3,4	4,2
Shank	ISO	Order No.	008	010
HP	500 104 168 006...	C23.104...	168	170

**C31**  
Cylinder  
U<sub>max.</sub> 5.000 - 50.000  
6



	L	mm	4,2	4,4
Shank	ISO	Order No.	010	014
HP	500 104 107 007...	C31.104...	557	559

**C33**  
Tapered Fissure  
U<sub>max.</sub> 5.000 - 50.000  
6



	L	mm	4,2	4,2	4,6	4,9
Shank	ISO	Order No.	009	012	016	021
HP	500 104 168 007...	C33.104...	699	701	702	703

**C1**  
Contouring Fissure Bur  
U<sub>max.</sub> 30.000 - 40.000 Ceramics  
15.000 - 25.000 Metal  
6



	Size	ø 1/10 mm	002	003	004
Shank	ISO	Order No.	002	003	004
HP	500 104 001 001...	C1.104...	002	003	004

**TC850.3**  
Ceramic Finishing Bur / 3 - sided  
U<sub>max.</sub> 150.000 - 200.000  
6



	L	mm	2,5
Shank	ISO	Order No.	014
FG	500 314 467 211...	TC850.3.314...	9°
			014

**TC850.4**  
Ceramic Finishing Bur / 4 - sided  
U<sub>max.</sub> 150.000 - 200.000  
6



	L	mm	2,5
Shank	ISO	Order No.	012
FG	500 314 467 212...	TC850.4.314...	10°
			012

**TC850.6**  
Ceramic Finishing Bur / 6 - sided  
U<sub>max.</sub> 150.000 - 200.000  
6



	L	mm	2,5
Shank	ISO	Order No.	010
FG	500 314 467 213...	TC850.6.314...	12°
			010

# HP DIAMONDS

**801**

Round

Shank	L	mm						
HP	ISO	Order No.	009	010	014	021	023	029
	806 104 001 524...	801.104...						

**805**

Inverted Cone

Shank	L	mm	1,5	2,0	2,0
HP	ISO	Order No.	018	021	023
	806 104 010 524...	805.104...			

**807**

Inverted Cone

Shank	L	mm	4,0	5,0	6,0
HP	ISO	Order No.	016	018	023
	806 104 225 524...	807.104...			

**808**

Inverted Cone

Shank	L	mm	0,8
HP	ISO	Order No.	023
	806 104 014 524...	808.104...	

**842R**

Round End Cylinder

Shank	L	mm	12,0
HP	ISO	Order No.	018
	806 104 143 524...	842R.104...	

**847**

Flat End Taper

Shank	L	mm	8,0
HP	ISO	Order No.	033
	806 104 172 524...	847.104...	

**848**

Flat End Taper

Shank	L	mm	10,0
HP	ISO	Order No.	018
	806 104 173 524...	848.104...	

**850**

Round End Taper

Shank	L	mm	10,0	10,0	9,0
HP	ISO	Order No.	014	025	040
	806 104 199 524...	850.104...			

**859**

Needle

Shank	L	mm	10,0
HP	ISO	Order No.	018
	806 104 166 524...	859.104...	

**860**

Flame

Shank	L	mm	5,0
HP	ISO	Order No.	012
	806 104 247 524...	860.104...	

**368**

Pointed Bud

Shank	L	mm	5,0
HP	ISO	Order No.	023
	806 104 257 524...	368.104...	

**863**

Flame

Shank	L	mm	10,0	10,0
HP	ISO	Order No.	012	016
	806 104 250 524...	863.104...		

**490**

Hollow Grinder

Shank	L mm	mm	18,0	20,0
HP	ISO	Order No.	490.104.090	490.104.110
	Size $\phi$ 1/10 mm		090	110
	ISO No. 806 104...		490 544 090	490 544 110



**366**

L mm	0,09
Size Ø 1/10 mm	220
Order No.	● 366.504.220HP
ISO No. 806 104...	366 504 220
	20.000

**350**

L mm	0,15
Size Ø 1/10 mm	220
Order No.	● 350.514.220HP
ISO No. 806 104...	350 514 220
	15.000

**353**

L mm	0,12	0,15
Size Ø 1/10 mm	220	220
Order No.	● 353.504.220HP	● 353.514.220HP
ISO No. 806 104...	353 504 220	353 514 220
	15.000	15.000

**355**

L mm	0,12	0,12	0,15	0,15	0,15	0,25	0,25
Size Ø 1/10 mm	190	220	160	190	220	190	220
Order No.	● 355.504.190HP	● 355.504.220HP	● 355.514.160HP	● 355.514.190HP	● 355.514.220HP	● 355.524.190HP	● 355.524.220HP
ISO No. 806 104...	355 504 190	355 504 220	355 514 160	355 514 190	355 514 220	355 524 190	355 524 220
	20.000	15.000	20.000	20.000	15.000	20.000	15.000

**358**

L mm	0,15
Size Ø 1/10 mm	220
Order No.	● 358.514.220HP
ISO No. 806 104...	358 514 220
	15.000

**400**

L mm	0,15
Size Ø 1/10 mm	220
Order No.	● 400.514.220HP
ISO No. 806 104...	400 514 220
	15.000

**605**

L mm	0,15
Size Ø 1/10 mm	220
Order No.	● 605.514.220HP
ISO No. 806 104...	605 514 220
	15.000

**705**

L mm	0,15
Size Ø 1/10 mm	220
Order No.	● 705.514.220HP
ISO No. 806 104...	705 514 220
	15.000

**345**

L mm	0,20
Size Ø 1/10 mm	220
Order No.	● 345.514.220HP
ISO No. 806 104...	345 514 220
	15.000

**354 MultiCut**

Multilayered, electroformed diamond coating on the rim.

**365**

L mm	0,35	0,35
Size Ø 1/10 mm	300	450
Order No.	● 365.524.300HP	● 365.524.450HP
ISO No. 806 104...	365 524 300	365 524 450
	10.000	10.000

**354**

L mm	0,30
Size Ø 1/10 mm	220
Order No.	● ● ● 354.524.220HP
ISO No. 806 104...	354 524 220
	15.000



# SINTER DIAMONDS

**50**

Fine

20.000 - 25.000

1

Cleaning stone

1

L mm	10,0	8,0	6,0	1,5	2,0
Size $\varnothing$ 1/10 mm	037	037	016	027	022
Order No.	• 5009HP	• 5022HP	• 5023HP	• 5026HP	• 5027HP
ISO No. 807 104...	172 513 037	161 513 037	248 513 016	023 513 027	023 513 022

L mm	100 mm
ISO	
Order No.	9920

**51**

Standard

20.000 - 25.000

1

L mm	2,5	10,0	10,0	0,6	0,6	0,25	8,0	9,0	12,0	12,0
Size $\varnothing$ 1/10 mm	037	050	050	080	220	220	023	037	050	050
Order No.	5102HP	5106HP	5111HP	5112HP	5113HP	5122HP	5115HP	5118HP	5120HP	5121HP
ISO No. 807 104...	112 523 037	112 523 050	199 523 050	370 523 080	345 523 220	345 523 220	161 523 023	199 523 037	274 523 050	143 523 050
$\varnothing_{max}$					20.000	20.000				

**52**

Coarse

20.000 - 25.000

1

L mm	10,0	10,0	10,0
Size $\varnothing$ 1/10 mm	050	050	037
Order No.	• 5206HP	• 5211HP	• 5218HP
ISO No. 807 104...	112 542 050	199 542 050	199 542 037

**53**

Super-coarse

20.000 - 25.000

1

L mm	12,0	12,0
Size $\varnothing$ 1/10 mm	050	050
Order No.	• 5331HP	• 5332HP
ISO No. 807 104...	274 543 050	143 543 050

**DSB 321**

1

L mm	0,30
Size $\varnothing$ 1/10 mm	300
Order No.	DSB321.524.300HP
ISO No. 807 104...	321 524 300
$\varnothing_{max}$	10.000

## SuperMax

For rough trimming of porcelain-/ pressable porcelain and all-porcelain ZrO2 restorations without heat build-up.

**SuperMax**

15.000

1

L mm	3,0	3,5	6,0	1,0	18,0	3,5	2,5
Shank Size $\varnothing$ 1/10	140	180	180	220	060	220	220
HP Order No.	9001.140HP	9002.180HP	9003.180HP	9004.220HP	9005.060HP	9006.220HP	9007.220HP
• $\varnothing$ opt.3.000		• G9002.180HP					
• $\varnothing$ opt.3.000	• SG9001.140HP	• SG9002.180HP					
	• coarse						
	• super coarse						

SINTERED DIAMOND KITS



9900SO

• 5110		• 5107
• 5109		• 5111
		• 5106
• 5108		• 5105



5000SO

• 5025		• 5022
• 5028		• 5008
• 5024		• 5009



5100SO

• 5106		• 5332
• 5117		• 5211
• 5115		• 5209

### Rubynit

Rubynized grinding instruments in standard and fine grit, metalbonded for acrylics. Permits precise trimming of acrylic dentures without any heat generation. Most suitable for correction on soft acrylics and relines.

**Rubynit**

15.000 - 25.000

1

Shank	L mm	16,0	12,0	19,0	12,0	12,0	10,0	10,0
	Size Ø 1/16	085	085	065	075	075	065	055
104 HP	Order No. standard	3101.104.085	3102.104.085	3103.104.065	3104.104.075	3105.104.075	3106.104.065	3108.104.055
	Order No. fine	F3101.104.085						

**Rubynit**

20.000 - 35.000

1

Shank	L mm	13,0	8,0	10,0
	Size Ø 1/16	050	033	040
104 HP	Order No. standard	3112.104.050		
	Order No. fine		F3119.104.033	F3120.104.040

### Advantages

- This ruby-coated instrument range includes a selection of popular shapes.
- Rubynit is the premier cutting tool for acrylics.
- Removes material exceptionally well yet avoids temperature increases.
- A highly professional technique proven for many years.

## DOWEL PINS

	1000			
Size	1	2	3	2
	Small	Medium	Large	plain
L mm	21	22	25	22
Order No.	PIN0190	PIN0200	PIN0202	PIN0201

	1
Shank	3 mm
	Stepped Twist Drill
ø/L mm	2/6
Order No.	PIN0214

## DOWEL PINS WITH SLEEVES

	1000			
Größe - Size - Taille	Short	Medium	Long	Plastic Sleeve
L mm	10	16	20	11
Order No.	PIN0210	PIN0211	PIN0212	PIN0213

	Dowel Pin	Metal sleeve
L mm	13	6
Order No.	PIN0217	PIN0218

	1
Shank	3 mm
	Stepped Twist Drill
ø/L mm	2/6
Order No.	PIN0214

	1000	
Size	Dowel Pin	Metal sleeve
L mm	18	10
Order No.	PIN0219	PIN0220

	1
Shank	3 mm
	T.C. Bur
ø/L mm	1,6/6
Order No.	PIN0221

	3 mm
	T.C. Bur
ø/L mm	1,6/9
Order No.	PIN0234

## CONICAL PINSYSTEM

	1000			
Size	round	round	round	flat round
L mm	12	14	15	17
Order No.	K900446	PIN0222	K900445	K900447

	1
Shank	3 mm
	T.C. bur, conical
ø/L mm	3/11
Order No.	PIN0224

## TAILPINS WITH SWORDFISH END FOR RETENTION





	1000		
Size	1	2	3
	Small	Medium	Large
L mm	21	22	25
Order No.	PIN0215	PIN0203	PIN0216

## PLASTER RETENTION RINGS

	1000
Size	1
Order No.	PIN0209

## ACCESSORIES

### REDUCING SLEEVES NICKEL PLATED

<p>For chuck 2,35 mm <math>\varnothing</math> into 1,60 mm <math>\varnothing</math>.</p> <p>12/100 20.000</p>		<p>For chuck 3 mm <math>\varnothing</math> into 2,35 mm <math>\varnothing</math>.</p> <p>12/100 20.000</p>		<p>For chuck 3 mm <math>\varnothing</math> into 1,60 mm <math>\varnothing</math>.</p> <p>12/100 20.000</p>		<p>Spring to be used as adapter from 2,35 mm <math>\varnothing</math> to 3 mm <math>\varnothing</math> stainless steel.</p> <p>12/100</p>	
Order No.	4032		4033		4034		4036

### FG/HP ADAPTER

Any FG - Instrument can be converted to a handpiece (2,35 mm  $\varnothing$ ) by means of this FG - Adapter.

6/100  
20.000



Shank - 104 HP	
L mm	
Size	$\varnothing$ 1/10 mm
Order No.	
ISO No. 330 104 ...	

016
4010HP
602 436 016

### FG/RA ADAPTER

FG Adapter with Spring, RA shank (2,35 mm  $\varnothing$ ), stainless steel.

6/100  
20.000



Shank - 204 RA	
L mm	
Size	$\varnothing$ 1/10 mm
Order No.	
ISO No. 330 204 ...	

016
4023RA
602 436 016

### FG/HP ADAPTER

Any FG - Instrument can be converted to a handpiece (2,35 mm  $\varnothing$ ) by means of this FG - Adapter.

6/100  
20.000



Shank - 104 HP	
L mm	
Size	$\varnothing$ 1/10 mm
Order No.	
ISO No. 330 104 ...	

016
4022HP
612 434 016

<p>6/100 20.000</p> <p style="background-color: #f00; color: white; padding: 2px;">Order No.</p>	 <p>13 mm</p>	 <p>26 mm</p>	 <p>34 mm</p>	 <p>35 mm</p>
Order No.	4024RA	4026RA	4027RA	4025HP

Fast and safe insertion of your FG instrument into the RA or HP adapter, by simply pushing it in. The adapter shaft is constructed like a snap-on clamping sleeve.



41 x25x28  
10FG/5RA  
40500.00



41 x25x28  
10FG  
40510.00



73x25x30  
12FG/6RA  
40530.00



101x25x64  
23HP  
40580.00



41x25x64  
15HP  
40570.00

**DIAMOND DRESSING STONE**

For dressing, shaping and restoring of deformed abrasives, both sides coated.



L mm	116 mm
ISO	
Order No.	4060
	1

## INSTRUCTIONS FOR USE

### Proper use

- Make sure that only technically and perfect cleaned turbines, handpieces and contra-angles are used.
- Chuck the instruments as deeply as possible.
- Instruments must be rotating before contact is made.
- Safety glasses are recommended.
- Use a suction device in the laboratory.
- See the instructions for use which are accompanying the instruments

### Recommended speeds

- Not observing the maximum permissible speed (page 54) leads to an increased safety risk !
- The maximum permissible speed is indicated on the package.
- When exceeding the maximum permissible speeds, long and pointed instruments are subject to resonant vibration in the tip area which may lead to destruction of the instrument.
- In case of instruments where the working part diameter is larger than the shank severe centrifugal forces may occur when the speed applied is too high which lead to bending and /or breakage of the instrument. The maximum permissible speed must not be exceeded.

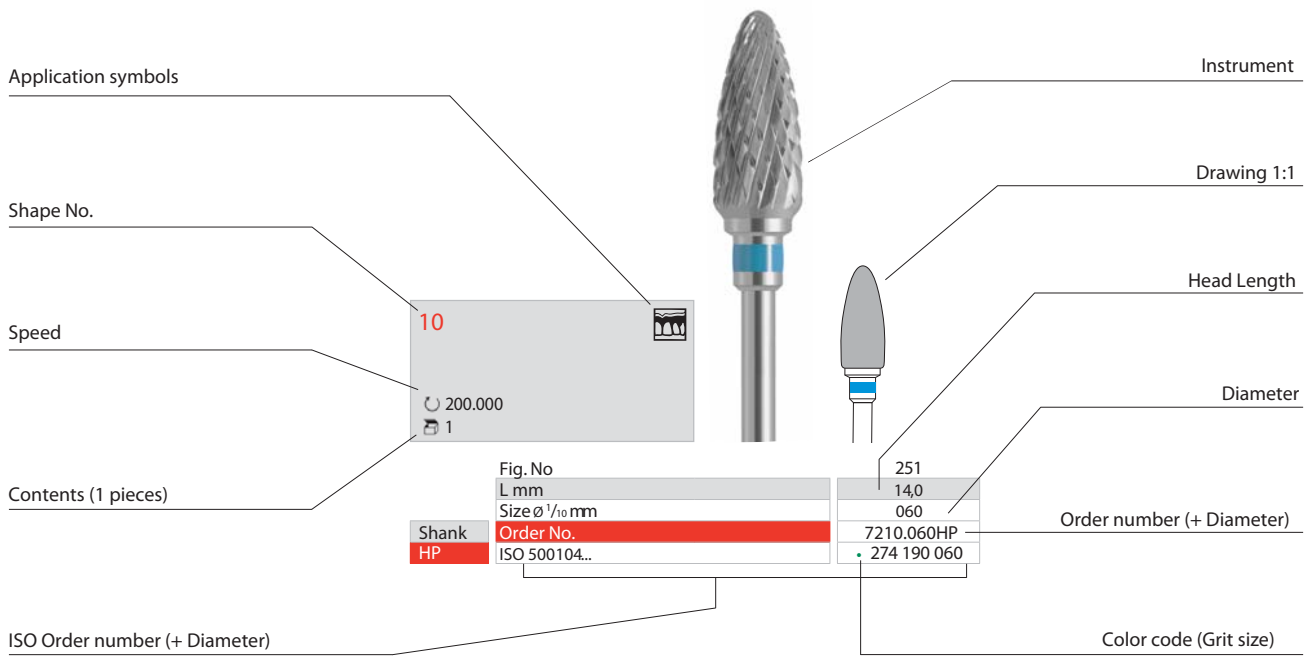
### Elimination

- Bent instruments must be eliminated immediately.
- Damaged and deformed blades cause vibrations. High contact pressure lead to breakouts on preparation margins and rough surfaces.

## SHANK TYPE

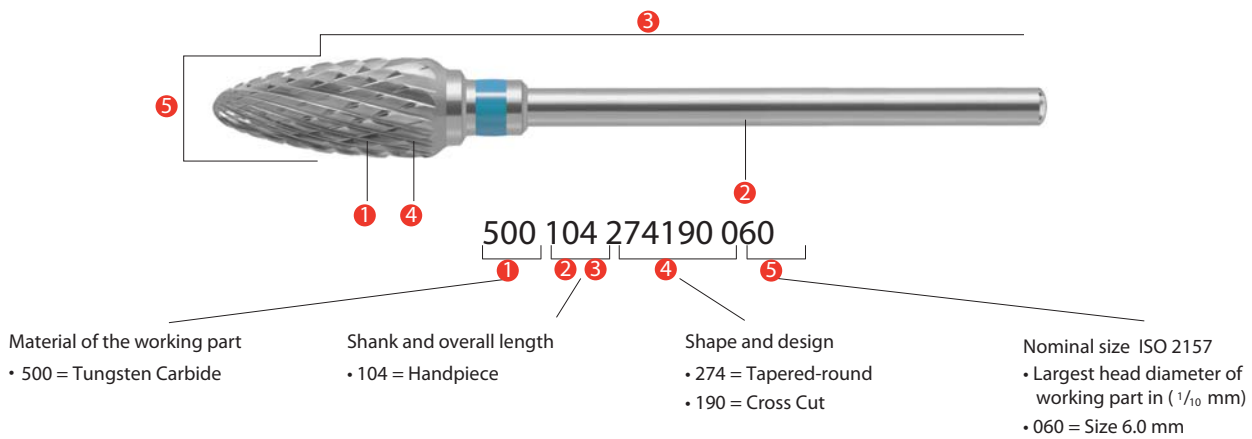


103 HP	short	L = 32 mm	Ø 2,35 mm
123 HP	short	L = 32 mm	Ø 3,00 mm
104 HP	standard	L = 44 mm	Ø 2,35 mm
105 HPL	long	L = 65 mm	Ø 2,35 mm
106 HPXL	extra large	L = 80 mm	Ø 2,35 mm



ISO NUMBERING SYSTEM




The ISO order number consists of a certain number code indicating specific instrument related data for clear identification (ISO 6360).





## RECOMMEDED SPEED DENTAL-LABORATORY

Non-adherence to the maximum permissible speeds increases the risk of accidents.

	TC Cutter HP	TC Burs HP	Diamond HP
ISO Size	 rpm/min.	 rpm/min.	 rpm/min.
005		5.000 - 50.000	
006		5.000 - 50.000	
007		5.000 - 50.000	
008		5.000 - 50.000	
009		5.000 - 50.000	5.000 - 45.000
010	5.000 - 40.000	5.000 - 50.000	5.000 - 45.000
012	5.000 - 40.000	5.000 - 50.000	5.000 - 45.000
014	5.000 - 40.000	5.000 - 50.000	5.000 - 45.000
016	5.000 - 40.000	5.000 - 50.000	5.000 - 45.000
018	5.000 - 40.000	5.000 - 50.000	5.000 - 45.000
021	5.000 - 40.000	5.000 - 50.000	5.000 - 45.000
023	5.000 - 40.000	5.000 - 50.000	5.000 - 45.000
025	15.000 - 30.000	5.000 - 50.000	5.000 - 45.000
027	15.000 - 30.000	5.000 - 50.000	5.000 - 45.000
029	15.000 - 30.000		5.000 - 45.000
031	15.000 - 30.000		5.000 - 45.000
033	15.000 - 30.000		5.000 - 45.000
035	15.000 - 30.000		5.000 - 45.000
037	15.000 - 30.000		5.000 - 45.000
040	15.000 - 30.000		5.000 - 45.000
042	15.000 - 30.000		5.000 - 45.000
045	15.000 - 30.000		5.000 - 45.000
047			5.000 - 45.000
050	15.000 - 20.000		5.000 - 45.000
055	15.000 - 20.000		5.000 - 30.000
060	15.000 - 20.000		5.000 - 30.000
065	15.000 - 20.000		5.000 - 30.000
070	15.000 - 20.000		5.000 - 30.000
075	15.000 - 20.000		
080	15.000 - 20.000		
085			
090			
095			
100			
110			
120			
130			

Pictographs will appear to indicate the specific use of the instrument.

	Acrylic technique		Cavity preparation		Ultrasonic bath
	Model fabrication		Crown preparation		Washer disinfectant
	Crown and bridge technique		Boring of old fillings		Autoclave
	Model casting technique		Filling process		Hot-air sterilizer
	Adjusting occlusal surfaces - Alloys		Root smoothing		Chemoclave
	Adjusting occlusal surfaces - Porcelain		Prophylaxis		Order No.
	Acrylic and porcelain facings		Root canal treatment		ISO No.
	Milling Technique		Pin technique		Observe the instructions for use
	Milling Technique		Crown separating		max. Maximum permissible speed
	Milling Technique		Jaw surgery		opt. Speed recommendation
	Milling Technique		Orthodontic treatment		Single-use
	Milling Technique		Implantology		To use with waterspray
	Milling Technique				Contents
	Milling Technique				
	Lot number – for traceability of the respective production batch				

# HANDPIECES

## mtc 9502 Series




Order No.	Ceramic	Stainless Steel	Lube Free
Standard	SM 9502 C	SM 9502 S	SM 9502 L
Fiberoptic	SF 9502 C	SF 9502 S	SF 9502 L

- Features:**
- Standard 4 hole quick connect 360° swivel
  - Anti-retraction
  - Ceramic, Lube Free or Stainless Steel bearings
  - 5 port water spray
  - Push button

- Specs:**
- Speed: 400,000 RPM
  - Power: > 18 watts
  - Noise < 60 db (A)
  - Net weight: 32 gr (1.13 oz)
  - Concentricity: 0.005 mm (0.00019 in)
  - Light (SF model): Cellular Glass Rod
  - Handpiece warranty: 1 yr

### Accessories



	Order No.
Lubricant Spray	MTC-Lubricant
Power Supply	LPS
Turbine	9502 C/S/L
Quick Connect	Q-9
Fiberoptic Quick Connect	QF-9

## SABER® With A Self Powered Light

SABER offers innovative air turbine handpieces, with a self powered LED Light. The innovative LED solution requires no external power supply and connects to standard 4 hole tubing. Offering great visibility with efficient and superior light. Color temperature similar to daylight (4000°K and 15,000 LUX) at the bur tip, without expensive and fragile cellular fiber optics. The small, lightweight ergonomically shaped handpieces all feature 360° swivel quick connects, push-button autochuck and precision balanced ceramic bearing turbines. Providing consistent, reliable performance with a long, useful life and substantially reducing operating noise for quiet operation.

### SA-300



- Features:**
- Self powered LED light
  - Standard 4 hole quick connect 360° swivel
  - Anti-retraction
  - Ceramic bearings
  - Triple water spray
  - Push button

- Technical:**
- Speed: 350,000 RPM
  - Power: 20 - 45 N
  - Noise < 70db
  - Net weight: 88g
  - LED power: 15000 LUX
  - LED Life: 5000 hrs
  - LED Color Temp: 3500 - 4000K

Handpiece warranty: 1 yr  
Cartridge warranty: 90 days  
Extended warranty available

### SA-450



- Features:**
- 45° Head
  - Self powered LED light
  - Standard 4 hole quick connect 360° swivel
  - Anti-retraction
  - Ceramic bearings
  - Singel water spray
  - Push button

- Technical:**
- Speed: 280,000 RPM
  - Noise: < 70db
  - Weight: 65g
  - LED light intensity: 15000 LUX
  - LED life: 5000 hours
  - LED Color Temp: 3500 - 4000K

Handpiece warranty: 1 yr  
Cartridge warranty: 90 days  
Extended warranty available

Slow Speed

**SA-S300**



**Features:**

- Self powered LED light
- Gear: 1:1 Ratio
- Internal water spray
- Push button

**Technical:**

- Speed: 18,000 RPM
- Noise < 70db
- LED power: 15000 LUX
- LED Life: 5000 hrs
- LED Color Temp: 3500 - 4000K

Handpiece warranty: 1 yr  
Cartridge warranty: 6 months  
Extended warranty available

**SA-S200**



**Features:**

- Gear: 1:1 Ratio
- External water spray

**Technical:**

- Speed: 18,000 RPM
- Noise < 70db

Handpiece warranty: 1 yr  
Cartridge warranty: 90 day  
Extended warranty available

High Speed Disposable

**SA-D300**




**Features:**

- Sterilized, individually wrapped, single-use
- Maintenance-free
- Quick connect design, convenient and fast.

**Technical:**

- Speed: 350,000 RPM
- Noise < 70db
- Spray: single point
- Material:

Handle - Plastic  
Movement - Copper



## Introduction

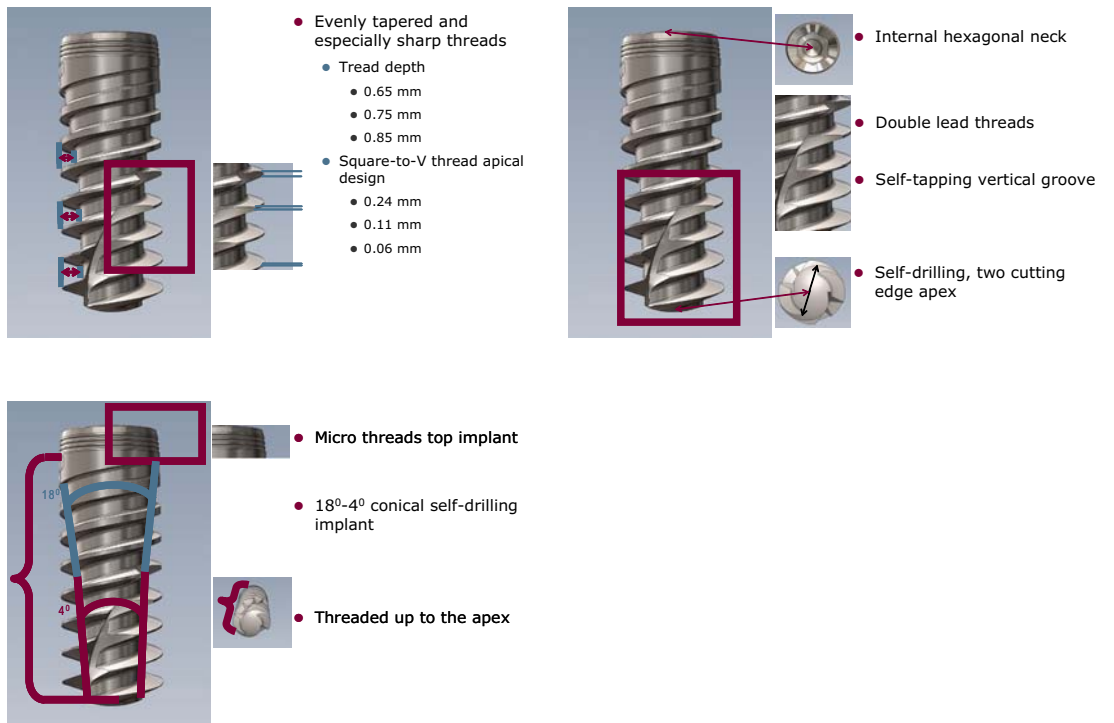
BHdental was founded by a team of highly skilled medical and orthopedic engineers bringing vast knowledge and experience, coupled with innovative engineering to the dental care market.


BHdental is committed to quality control and it is the company's goal to provide premium dental implants and prosthetic devices to meet the needs of dental clinicians.

The combination of both unique technology and excellent manufacturing practices enables BHdental to deliver exceptionally clean, etched-surface titanium implants with optimal surface morphology; assuring predictable cellular adaptation to the implant surface.


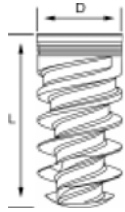

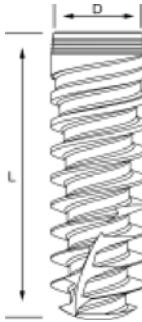

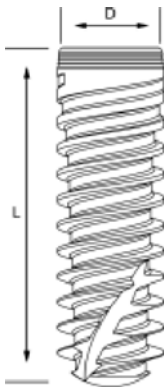



BHdental offers high quality dental implants, prosthetic products, and surgical accessories.














## Dynamic Implants

Product	Catalog No.	Description	Dimensions
	BH-D308		D - Ø 3.75 mm L - 8 mm
	BH-D310		D - Ø 3.75 mm L - 10 mm
	BH-D311		D - Ø 3.75 mm L - 11.5 mm
	BH-D313		D - Ø 3.75 mm L - 13 mm
	BH-D316		D - Ø 3.75 mm L - 16 mm
	BH-D408		D - Ø 4.20 mm L - 8 mm
	BH-D410		D - Ø 4.20 mm L - 10 mm
	BH-D411		D - Ø 4.20 mm L - 11.5 mm
	BH-D413		D - Ø 4.20 mm L - 13 mm
	BH-D416		D - Ø 4.20 mm L - 16 mm
	BH-D508		D - Ø 5 mm L - 8 mm
	BH-D510		D - Ø 5 mm L - 10 mm
	BH-D511		D - Ø 5 mm L - 11.5 mm
	BH-D513		D - Ø 5 mm L - 13 mm
	BH-D516		D - Ø 5 mm L - 16 mm







## Prosthetic Devices

Product	Catalog No.	Description	Dimensions
	BH-1005	Ball Attachment	L - 5 mm
	BH-1004		L - 4 mm
	BH-1003		L - 3 mm
	BH-1002		L - 2 mm
	BH-1001		L - 1 mm
	BH-SA06	Standard Abutment	L - 6 mm
	BH-SA13		L - 13 mm
	BH-AA04	Anatomic Abutment	L - 4 mm
	BH-AA03		L - 3 mm
	BH-AA02		L - 2 mm
	BH-AA01		L - 1 mm
	BH-1509	15° Angular Abutment	L - 9 mm
	BH-1512		L - 12 mm
	BH-1504A	15° Angular Anatomic Abutment	L - 4 mm
	BH-1503A		L - 3 mm
	BH-1502A		L - 2 mm
	BH-1501A		L - 1 mm
	BH-1509C	15° Angular Abutment	L - 9 mm
	BH-2509	25° Angular Abutment	L - 9 mm
	BH-2512		L - 12 mm
	BH-2509A	25° Angular Anatomic Abutment	L - 9 mm



















## Surgical Tools & Accessories

Product	Catalog No.	Description	Dimensions
	BH-HCS6	Healing Cap	L - 6 mm
	BH-HCS5		L - 5 mm
	BH-HCS4		L - 4 mm
	BH-HCS3		L - 3 mm
	BH-HCS2		L - 2 mm
	BH-HCS1		L - 1 mm
	BH-HCW5	Wide Healing Cap	L - 5 mm
	BH-HCW4		L - 4 mm
	BH-HCW3		L - 3 mm
	BH-HCE5	Aesthetic Healing Cap	L - 5 mm
	BH-HCE4		L - 4 mm
	BH-HCE3		L - 3 mm
	BH-CS10	Cover Screw	
	BH-PS05	Screw	
	BH-1110	Analog Clip	L - 9 mm
	BH-1120	Long Analog Clip	L - 15 mm
	BH-1220	Analog	
	BH-HD1L	1.25 mm Long Hex Drive	L - 15 mm
	BH-HD1S	1.25 mm Short Hex Drive	L - 10 mm
	BH-HD2L	2.42 mm Long Hex Drive	L - 15 mm
	BH-HD2S	2.42 mm Short Hex Drive	L - 10 mm





Product	Catalog No.	Description	Dimensions
	BH-HD1H	1.25 mm Hand Hex Drive	
	BH-TD20	Twist Drill	Ø 2.0 mm
	BH-TD27	Twist Drill	Ø 2.7 mm
	BH-TD32	Twist Drill	Ø 3.25 mm
	BH-TD37	Twist Drill	Ø 3.75 mm
	BH-TD42	Twist Drill	Ø 4.25 mm
	BH-TD47	Twist Drill	Ø 4.75 mm
	BH-MT20	Marking Drill	Ø 2.0 mm
	BH-DE10	Drill Extender	L - 16 mm
	BH-2000	Parallel Pin	L - 22 mm
	BH-MK1S	1.25 mm Motor Key Adapter	
	BH-MK2S	2.42 mm Short Motor Key Adapter	L - 20 mm
	BH-MK2L	2.42 mm Long Motor Key Adapter	L - 28 mm
	BH-2100	Implant Site & Gingival Measuring Tool	
	BH-2200	Ratchet	



## Implant Surgical Kit

### Basic Surgical Kit Content

1. Twist Drill Ø 2.0 mm
2. Twist Drill Ø 2.75 mm
3. Twist Drill Ø 3.25 mm
4. Twist Drill Ø 3.35 mm
5. Twist Drill Ø 4.25 mm
6. Drill Extender
7. Marking Drill
8. Parallel Pin
9. 1.25 mm Long Hex Drive
10. 1.25 mm Short Hex Drive
11. 1.25 mm Hand Hex Drive
12. 2.42 mm Long Hex Drive
13. 2.42 mm Short Hex Drive
14. 1.25 mm Motor Key Adapter
15. 2.42 mm Long Motor Key Adapter
16. 2.42 mm Short Motor Key Adapter
17. Implant Site & Gingival Measuring Tool
18. Ratchet

